

MODEL: T103P



24 HR DIAL TIME SWITCH (DPST)

IN TYPE 3R DUSTPROOF RAINPROOF ENCLOSURE SUITABLE FOR POOL EQUIPMENT CONTROL IF INSTALLED 5FT. OR MORE FROM EDGE OF POOL.

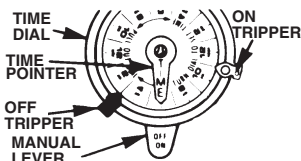
40 AMP. RESISTIVE, INDUCTIVE, TUNGSTEN

OR 1000 VA PILOT DUTY 120/208/240 VOLT AC;

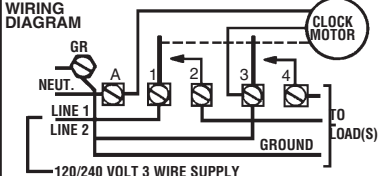
2 HP (24 FLA) - 120V AC; 5 HP (28 FLA) - 240V AC

CLOCK MOTOR: 110-125 VOLTS - 60 HZ.

CLOCK MOTOR VOLTAGE AND CYCLE MUST BE AS SPECIFIED. TO ORDER REPLACEMENT, INDICATE ART NO. (WG--) ON MOTOR COVER.



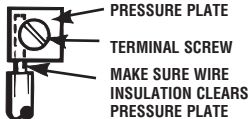
WIRING DIAGRAM



WIRING INSTRUCTIONS: To wire switch follow diagram above. Use solid or stranded **COPPER only** wire with insulation to suit installation. See gauge selection table for normal service applications. To make power connections remove 1/2 inch of insulation from wire ends. Insert bare ends of wire under the pressure plate of terminals. Use 3/16 or larger screwdriver to tighten terminal screws firmly. (25 lb-in minimum).

REPLACE INSULATOR BEFORE TURNING ON ELECTRICITY.

MINIMUM COPPER WIRE SIZE (AWG)	MAX. LOAD (AMP)	MIN. INSULATION TEMP (°C)	75°C INSULATION MAX. MOTOR LOAD (HP)			
			SINGLE PHASE		3 PHASE	
			120 V.	240 V.	208 V.	240 V.
14	15	60	1/2	2		
12	20	60	1	2 1/2	N/A	N/A
10	30	60	2	3		
8	40	75	-	5		



PROGRAMMING INSTRUCTIONS

- TO SET "ON" AND "OFF" TIMES:** Hold trippers against edge of **CLOCK-DIAL**, pointing to time (AM or PM) when **ON** and **OFF** operations are desired, tighten tripper screws firmly. For additional tripper pairs on **CLOCK-DIAL** order 156T1978A.
- TO SET TIME-OF-DAY:** Pull **CLOCK-DIAL** outward. Turn in either direction and align the exact time-of-day on the **CLOCK-DIAL** (the time now, when switch is being put into operation) to the pointer. **DO NOT MOVE POINTER.**

OPERATING INSTRUCTIONS

- TO OPERATE SWITCH MANUALLY:** Move **MANUAL LEVER** below **CLOCK-DIAL** left or right as indicated by arrows. This will not effect next operation.
- IN CASE OF POWER FAILURE,** reset **CLOCK-DIAL** to proper time-of-day. See programming instructions.

INTERMATIC INCORPORATED

SPRING GROVE, ILLINOIS 60081-9698