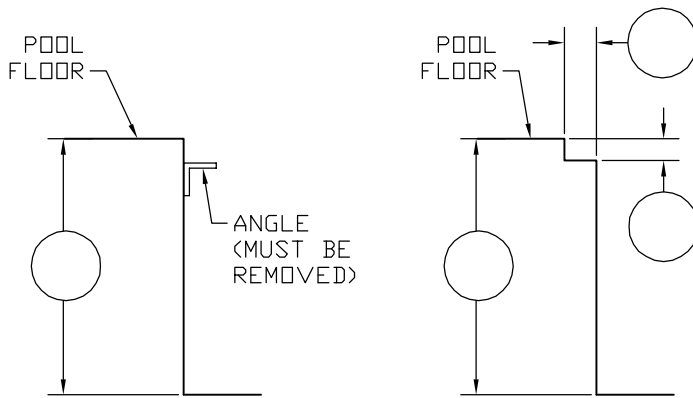

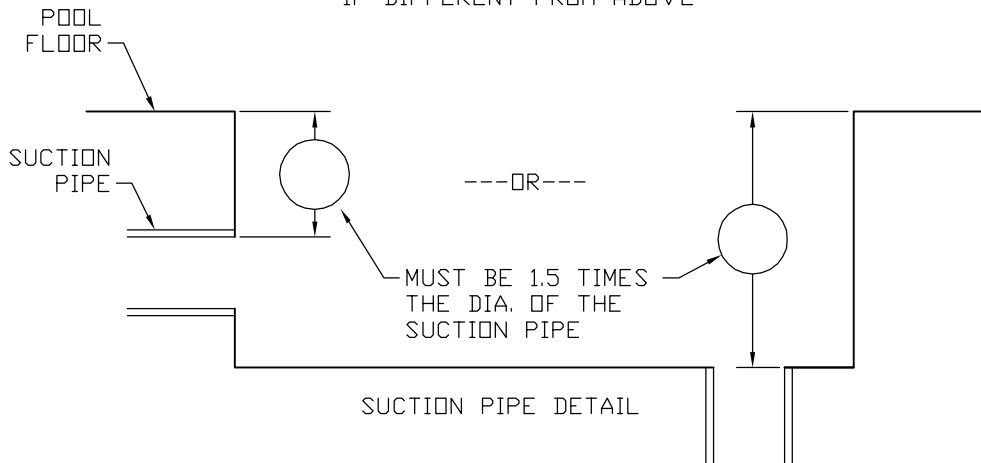


TOP VIEW
MAIN DRAIN OUTSIDE DIMENSIONS



SIDE VIEW (ELEVATION)
SKETCH YOUR SUMP PROFILE
IF DIFFERENT FROM ABOVE



**Recreation Supply
Company**

P.O. Box 2757 Bismarck, ND 5802 WWW.RecSupply.com

THE INFORMATION CONTAINED HEREIN IS CONFIDENTIAL AND THE PROPERTY OF RECREATION SUPPLY COMPANY, INC. NO DUPLICATIONS WILL BE PERMITTED WITHOUT PERMISSION OF RECREATION SUPPLY.

Proj.

SUMP WORKSHEET

Scale: NONE

Date: 12-22-08

Drawn: AKP

Checked: