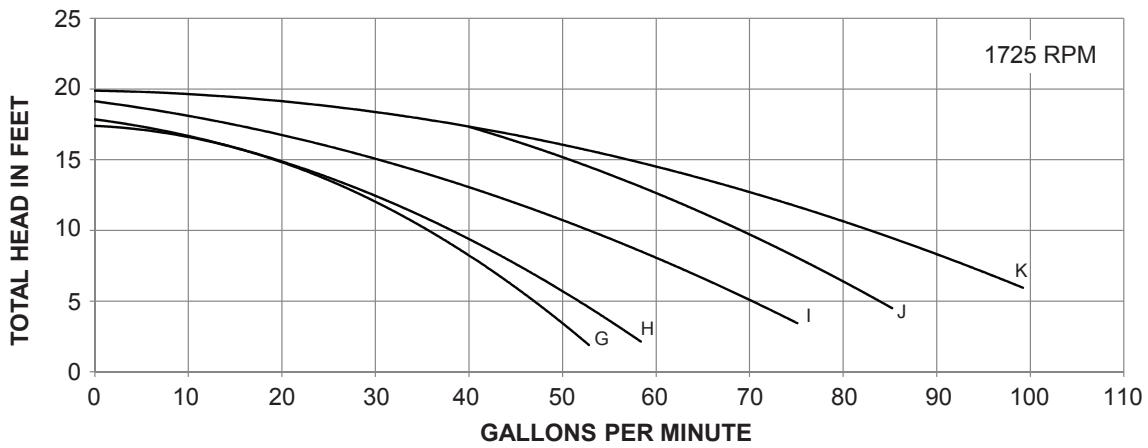
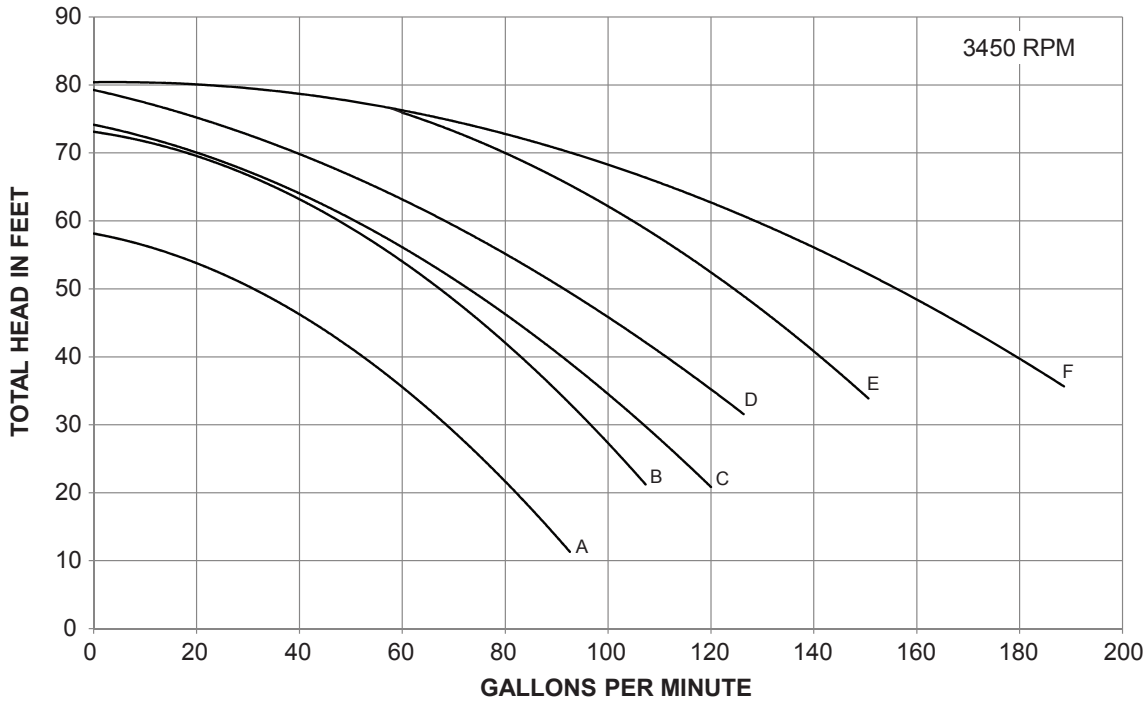


# EasyFit® Pump Series

Universal Replacement Pump



Model	Nominal HP	Service Factor	Total HP	Voltage	S.F. Amps	Curve Key
EasyFit-I	0.75	1.25	0.98	230/115	5.4/10.8	A
EasyFit-II	1.00	1.25	1.25	230/115	7.0/14.0	B
EasyFit-III	1.50	1.10	1.65	230/115	7.17/15.4	C
EasyFit-IV	2.00	1.10	2.25	230/115	10.8/21.6	D
EasyFit-V	2.00	1.30	2.60	230	10.6-10.0	E
EasyFit-VI	3.00	1.15	3.45	230	15.2-14.0	F

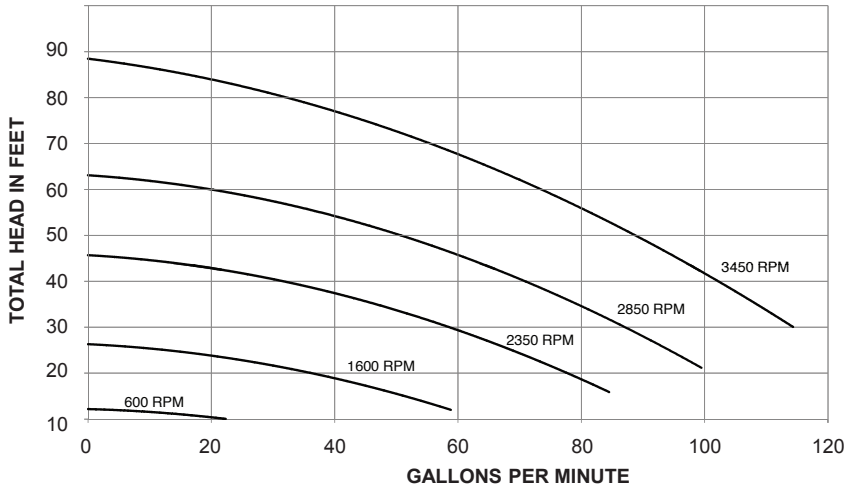
Model	Nominal HP	Service Factor	Total HP	Voltage	S.F. Amps	Curve Key (Low Speed)
EasyFit-II	0.75 – 0.10	1.65	1.25 - .17	115	14.5/5.3	G
EasyFit-III	1.0 – 0.125	1.65	1.65 – 0.20	230	8.0/2.9	H
EasyFit-IV	1.5 – 0.188	1.50	2.25 – 0.30	230	10.0/3.5	I
EasyFit-V	2.0 – 0.25	1.30	2.60 – 0.33	230	11.0/4.0	J
EasyFit-VI	3.0 – 0.375	1.20	3.60 – 0.45	230	14.4/4.3	K

# EasyFit® Pump Series

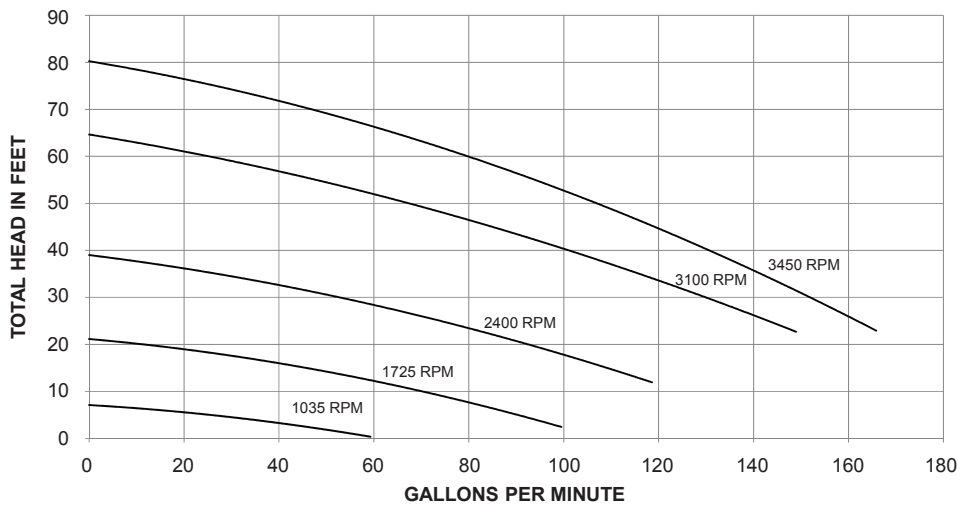
Universal Replacement Pump



## EasyFit (1.65 THP)



## EasyFit (2.4 THP)



## EasyFit (3.45 THP)

