





















































































# COMPREHENSIVE INGROUND LINER MEASURING FORM

FORM TABLE OF CONTENTS			
*PAGE IS REQUIRED FOR SUBMISSION			
DESCRIPTION	PG	DESCRIPTION	PG
*DEALER/CONSUMER INFORMATION	2	OVAL FLAT BOTTOM WITH COVE	16
CUSTOM SHAPE MEASURING FORM	3	OVAL - OVAL HOPPER	17
RECTANGLE STANDARD HOPPER	4	OVAL - SAFETY LEDGE	18
RECTANGLE WITH SAFETY LEDGE	5	DOUBLE ROMAN - OVAL HOPPER	19
FLAT BOTTOM WITH COVE	6	SINGLE ROMAN - OVAL HOPPER	20
RECTANGLE SPORT	7	3 TREAD RECTANGLE STEP	21
GRECIAN WITH SQUARE HOPPER	8	4 TREAD RECTANGLE STEP	22
GRECIAN WITH GRECIAN HOPPER	9	CORNER CAKE STEPS	23
JEWEL - JEWEL HOPPER	10	BOWED STEP	24
JEWEL - OVAL HOPPER	11	CORNER STEP	25
LAZY-L LEFT - STANDARD HOPPER	12	FULL CAKE STEPS	26
LAZY-L RIGHT - STANDARD HOPPER	13	BENCH	27
TRUE-L LEFT - STANDARD HOPPER	14	CUSTOM SHAPE	28
TRUE-L RIGHT - STANDARD HOPPER	15	NON STANDARD PATTERN SELECTION	29

DISTRIBUTOR INFORMATION		DEALER INFORMATION		SHIP TO ADDRESS	
NAME:	INYOPOLS.COM	NAME:			
		CITY:			
		S45 ID #:			
CHECK ONE		CUSTOMER TAG NAME:		EXTENDED WARRANTY PROGRAM	
<input type="checkbox"/> QUOTE ONLY	<input type="checkbox"/> ORDER			<input type="checkbox"/> GOLD (\$1,500 & 5 YRS WATER & LABOR)	
ORDER INFORMATION				<input type="checkbox"/> SILVER (\$1,000 & 4 YRS WATER & LABOR)	
QUOTE #:					
SO#					
PO#					

BASIC LINER INFORMATION			
<input type="checkbox"/> BEADED (IF NOT STANDARD BEAD, WHAT TYPE: (_____))	FIBERGLASS STAIRS <input type="checkbox"/> YES <input type="checkbox"/> NO	IF YES, <input type="checkbox"/> STRAIGHT <input type="checkbox"/> RADIUS DRAW LOCATION ON SHAPE MEASURING FORM	
<input type="checkbox"/> OVERLAP ( HOW MANY INCHES OF OVERLAP: _____ INCHES)	VINYL COVERED STAIRS OR BENCH <input type="checkbox"/> YES <input type="checkbox"/> NO IF YES, PROVIDE ACCOMPANYING STEP FORM AND DRAW LOCATION ON SHAPE MEASURING FORM.		

PATTERN SELECTION INFORMATION (CHECK ONLY ONE PATTERN OR FULL FLOOR PATTERN) SELECT PATTERN BELOW.				FULL FLOOR PATTERN (NO TILE BORDER)	MIL SELECTION
STANDARD PATTERN	MIL SELECTION	STANDARD PATTERN	MIL SELECTION		
KENT	 28 MIL	O'HARE	 28 MIL	CANYON	 28 MIL
WILSHIRE	 28 MIL	BLACK GRANITE	 28 MIL	CARIBBEAN BLUE	 28 MIL
RACINE	 28 MIL	DAKOTA	 28 MIL	CARIBBEAN TAN	 28 MIL
GRAY STONE TILE	 28 MIL	BLUE STONE TILE	 28 MIL	CARIBBEAN GRAY	 28 MIL
TAN STONE TILE	 28 MIL	TAN DECCO	 28 MIL	MOSAIC DARK GRAY	 28 ML
BLUE CAMBRIDGE	 20 MIL  28 MIL	BLUE MIRAMAR	 20 MIL  28 MIL	MOSAIC LIGHT BLUE	 28 ML
BLUE RALEIGH	 20 MIL  28 MIL	MARICOPA	 20 MIL  28 MIL	AQUARIUS HD	 28 MIL
SAVANNAH	 20 MIL  28 MIL	ESTATE SAND GUNITE	 20 MIL  28 MIL	BLACK ONYX	 28 MIL
MIDNIGHT OCEAN	 20 MIL  28 MIL	LINCOLN PARK	 20 MIL  28 MIL	ROYAL SAPPHIRE	 28 MIL
GRAND	 20 MIL  28 MIL	MOUNTAIN TOP GUNITE	 20 MIL  28 MIL	AQUARIUS	 20 MIL  28 ML
ESTATE GUNITE LITE BLUE	 20 MIL  28 MIL	MIDDLETON	 28/20 MIL	BEACH PEBBLE BLUE	 20 MIL  28 MIL
TORREY	 28/20 MIL	ANGEL FALLS	 28/20 MIL	WHITE PACIFIC	 28 MIL
LOLA	 28/20 MIL	OCEAN PEBBLE	 28/20 MIL	GUNITE LIGHT BLUE	 20 MIL  28 ML
NAUTICA	 28/20 MIL	CAPRICE	 28/28 MIL	SANDSTONE TAN	 20 MIL  28 MIL
AIRLIE BEACH	 28/28 MIL	TARPON BAY	 28/28 MIL	SAND GUNITE	 20 MIL  28 MIL
MATHEWS	 28/28 MIL	OCEANSIDE	 28/28 MIL	COBBLESTONE	 20 MIL  28 MIL
OAKLAND	 28/28 MIL	MONTECITO	 28/28 MIL	CRYSTAL QUARTZ	 20 MIL  28 MIL
WILMINGTON	 28/28 MIL	ROSELAND	 28/28 MIL	STONE BROOK	 20 MIL  28 ML
ATLANTIC	 28/28 MIL	PACIFIC	 28/28 MIL	AURORA	 20 MIL
				POLYNESIAN	 28 MIL
				MYSTIC LIGHT BLUE	 28 MIL
				BLUE CRYSTAL	 20 MIL  28 MIL
				BEACH PEBBLE WHITE	 20 MIL  28 MIL

2



# RECTANGLE STANDARD HOPPER

**CUSTOMER TAG NAME:**
**ORDER INFORMATION**

QUOTE #:

SO#

PO#

**FIBERGLASS STEPS**
☐ YES

☐ STRAIGHT ☐ RADIUS

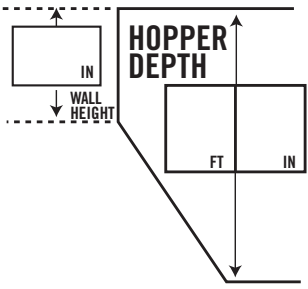
 LOCATION ☐ CENTER SHALLOW END  
☐ OTHER (DRAW IN LOCATION)

**VINYL COVERED STEPS**
☐ YES

NOTE: STEP MEASURING FORM REQUIRED

 LOCATION ☐ CENTER SHALLOW END  
☐ OTHER (DRAW IN LOCATION)

## DEPTH MEASUREMENTS



**CORNER SIZE & SHAPE**

☐ SQUARE

☐ RADIUS

☐ DIAGONAL

ALL LENGTH MEASUREMENTS MUST ADD UP TO THIS NUMBER.

Diagram showing the layout of the rectangle standard hopper with dimensions in feet (FT) and inches (IN). The diagram includes a central square area with four trapezoidal sections extending from each side. Dimensions are provided for the overall length, width, and the individual sections. The overall length is measured across the top and bottom. The overall width is measured across the left and right. The central square area has dimensions for its width and height. The trapezoidal sections have dimensions for their top and bottom widths and heights. The overall length and width measurements must add up to the number provided in the boxes.

ALL WIDTH MEASUREMENTS MUST ADD UP TO THIS NUMBER.





# FLAT BOTTOM WITH COVE

**CUSTOMER TAG NAME:**
**ORDER INFORMATION**

QUOTE #:

SO#

PO#

**FIBERGLASS STEPS**
☐ YES

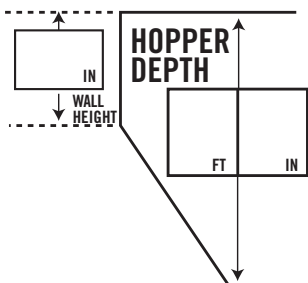
☐ STRAIGHT ☐ RADIUS

 LOCATION ☐ CENTER SHALLOW END  
☐ OTHER (DRAW IN LOCATION)

**VINYL COVERED STEPS**
☐ YES

NOTE: STEP MEASURING FORM REQUIRED

 LOCATION ☐ CENTER SHALLOW END  
☐ OTHER (DRAW IN LOCATION)

**DEPTH MEASUREMENTS**


ALL LENGTH MEASUREMENTS MUST ADD UP TO THIS NUMBER.

**CORNER SIZE & SHAPE**

☐ SQUARE

☐ RADIUS

☐ DIAGONAL

ALL WIDTH MEASUREMENTS MUST ADD UP TO THIS NUMBER.



# RECTANGLE SPORT

## CUSTOMER TAG NAME:

## ORDER INFORMATION

QUOTE #:

SO#

PO#

## FIBERGLASS STEPS

☐ YES

☐ STRAIGHT ☐ RADIUS

LOCATION ☐ CENTER SHALLOW END  
☐ OTHER (DRAW IN LOCATION)

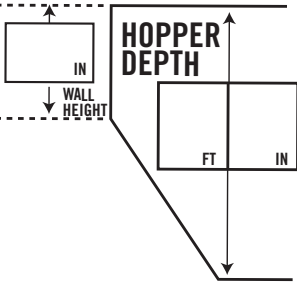
## VINYL COVERED STEPS

☐ YES

NOTE: STEP MEASURING FORM REQUIRED

LOCATION ☐ CENTER SHALLOW END  
☐ OTHER (DRAW IN LOCATION)

## DEPTH MEASUREMENTS



ALL LENGTH MEASUREMENTS MUST ADD UP TO THIS NUMBER.

FTIN

FTIN

FTIN

FTIN

FTIN

FTIN

FTIN

FTIN

FTIN

FTIN

ALL WIDTH MEASUREMENTS MUST ADD UP TO THIS NUMBER.

## CORNER SIZE & SHAPE

☐ SQUARE

☐ RADIUS

☐ DIAGONAL

FTIN

FTIN

# GRECIAN WITH SQUARE HOPPER

CUSTOMER TAG NAME:

ORDER INFORMATION

QUOTE #:

SO#

PO#

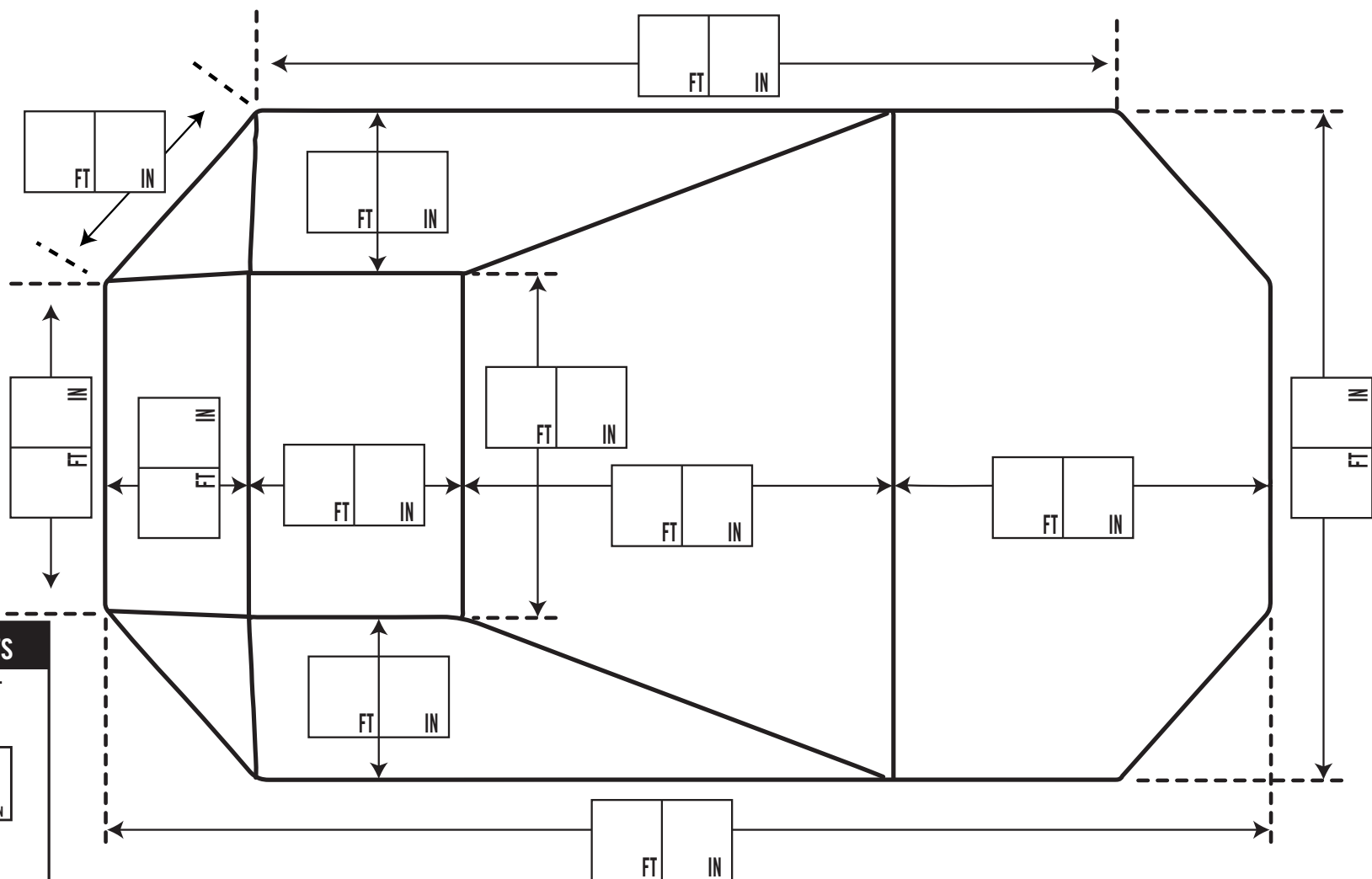
FIBERGLASS STEPS

☐ YES☐ STRAIGHT ☐ RADIUSLOCATION ☐ CENTER SHALLOW END  
☐ OTHER (DRAW IN LOCATION)

VINYL COVERED STEPS

☐ YES

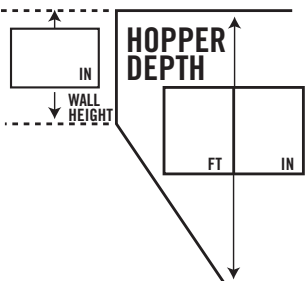
NOTE: STEP MEASURING FORM REQUIRED

LOCATION ☐ CENTER SHALLOW END  
☐ OTHER (DRAW IN LOCATION)

ALL WIDTH MEASUREMENTS MUST ADD UP TO THIS NUMBER.

ALL LENGTH MEASUREMENTS MUST ADD UP TO THIS NUMBER.

## DEPTH MEASUREMENTS





# GRECIAN WITH GRECIAN HOPPER

## CUSTOMER TAG NAME:

## ORDER INFORMATION

QUOTE #:

SO#

PO#

## FIBERGLASS STEPS

☐ YES☐ STRAIGHT ☐ RADIUSLOCATION ☐ CENTER SHALLOW END  
☐ OTHER (DRAW IN LOCATION)

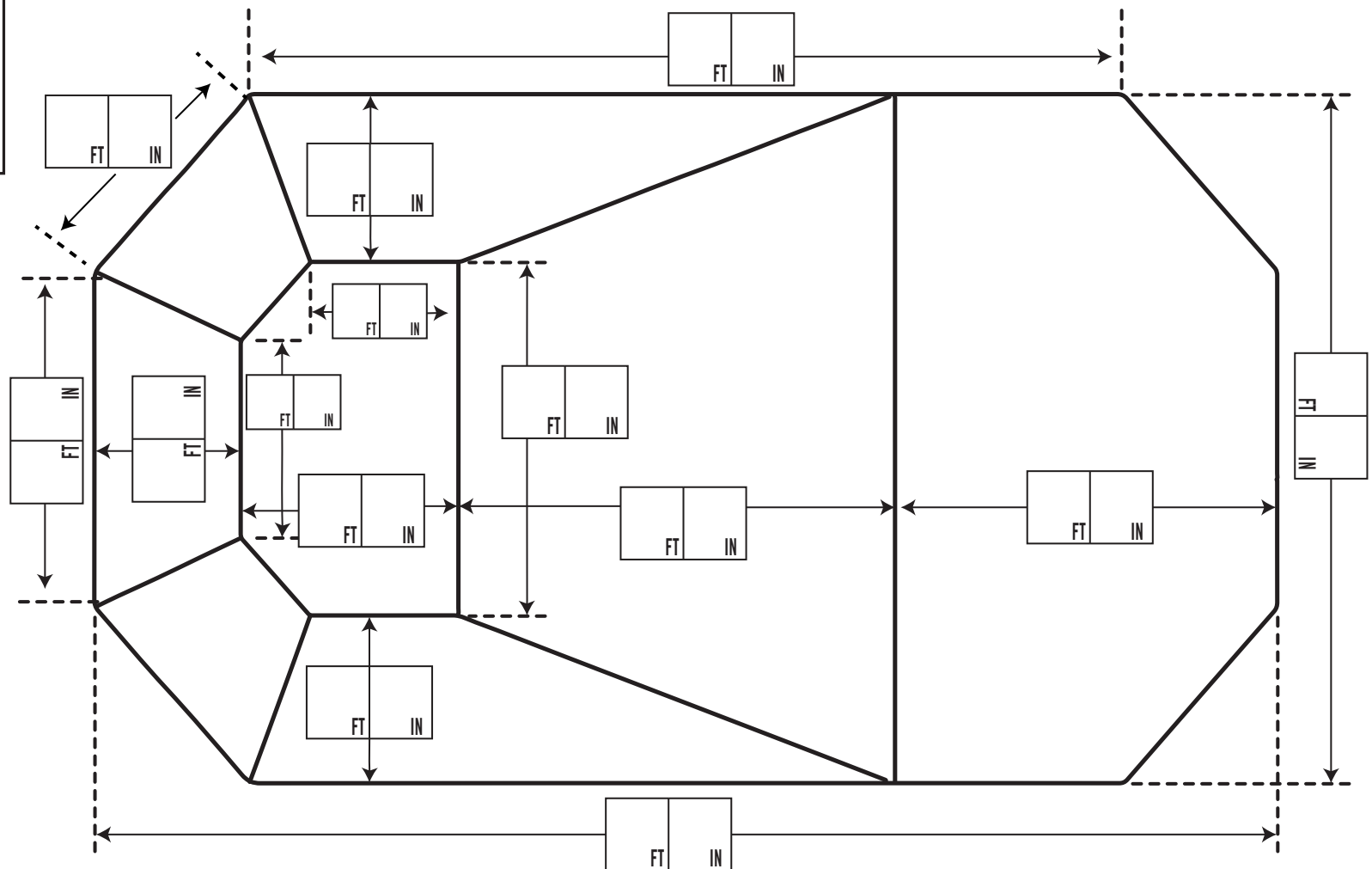
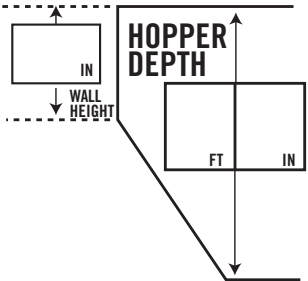
## VINYL COVERED STEPS

☐ YES

NOTE: STEP MEASURING FORM REQUIRED

LOCATION ☐ CENTER SHALLOW END  
☐ OTHER (DRAW IN LOCATION)

## DEPTH MEASUREMENTS



ALL WIDTH MEASUREMENTS MUST ADD UP TO THIS NUMBER.

ALL LENGTH MEASUREMENTS MUST ADD UP TO THIS NUMBER.





# JEWEL - JEWEL HOPPER

## CUSTOMER TAG NAME:

## ORDER INFORMATION

QUOTE #:

SO#

PO#

## FIBERGLASS STEPS

☐ YES☐ STRAIGHT ☐ RADIUSLOCATION ☐ CENTER SHALLOW END  
☐ OTHER (DRAW IN LOCATION)

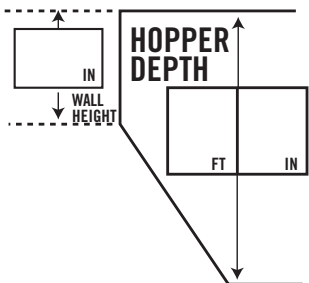
## VINYL COVERED STEPS

☐ YES

NOTE: STEP MEASURING FORM REQUIRED

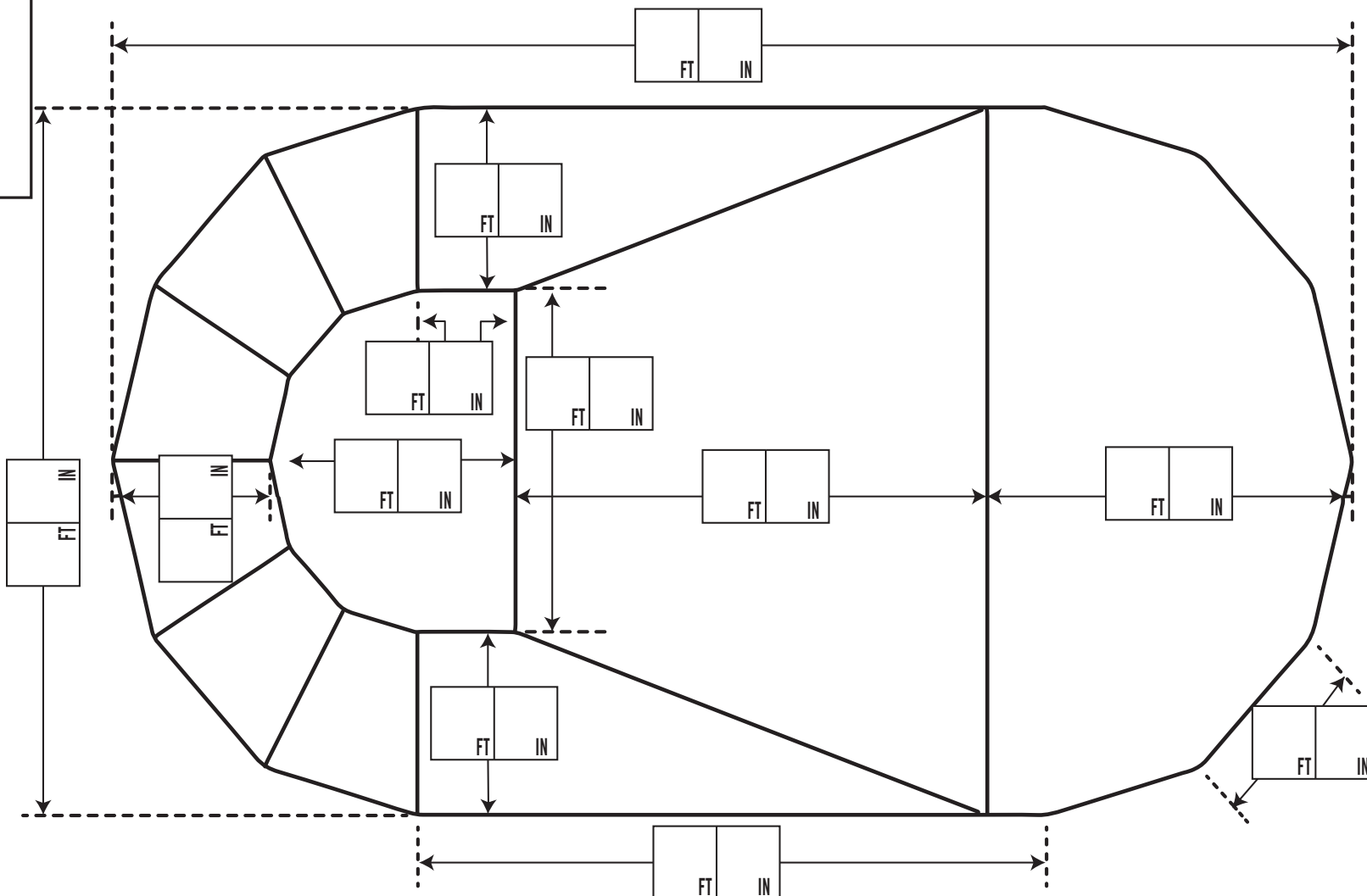
LOCATION ☐ CENTER SHALLOW END  
☐ OTHER (DRAW IN LOCATION)

## DEPTH MEASUREMENTS



ALL LENGTH MEASUREMENTS MUST ADD UP TO THIS NUMBER.

ALL WIDTH MEASUREMENTS MUST ADD UP TO THIS NUMBER.



# JEWEL - OVAL HOPPER

## CUSTOMER TAG NAME:

## ORDER INFORMATION

QUOTE #:

SO#

PO#

## FIBERGLASS STEPS

☐ YES☐ STRAIGHT ☐ RADIUSLOCATION ☐ CENTER SHALLOW END  
☐ OTHER (DRAW IN LOCATION)

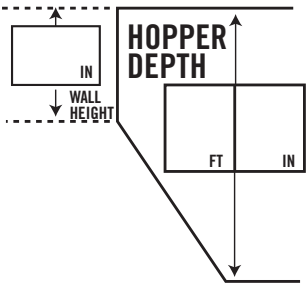
## VINYL COVERED STEPS

☐ YES

NOTE: STEP MEASURING FORM REQUIRED

LOCATION ☐ CENTER SHALLOW END  
☐ OTHER (DRAW IN LOCATION)

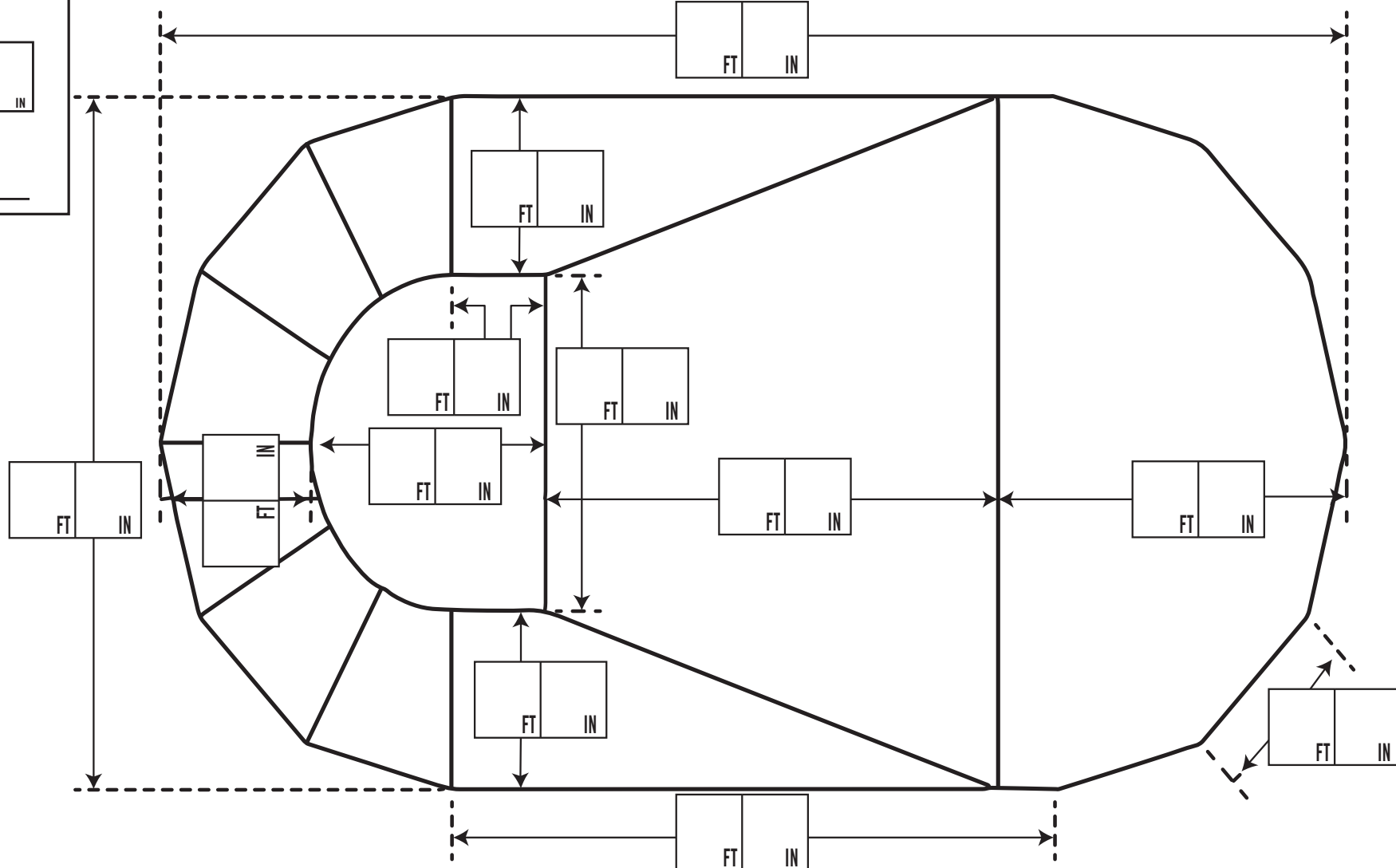
## DEPTH MEASUREMENTS



ALL LENGTH MEASUREMENTS MUST ADD UP TO THIS NUMBER.

FT	IN
----	----

ALL WIDTH MEASUREMENTS MUST ADD UP TO THIS NUMBER.





# LAZY-L LEFT - STANDARD HOPPER

**CUSTOMER TAG NAME:**
**ORDER INFORMATION**

QUOTE #:

SO#

PO#

**FIBERGLASS STEPS**
☐ YES

☐ STRAIGHT ☐ RADIUS

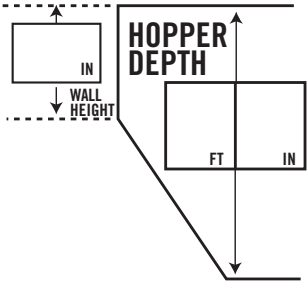
 LOCATION ☐ CENTER SHALLOW END  
☐ OTHER (DRAW IN LOCATION)

**VINYL COVERED STEPS**
☐ YES

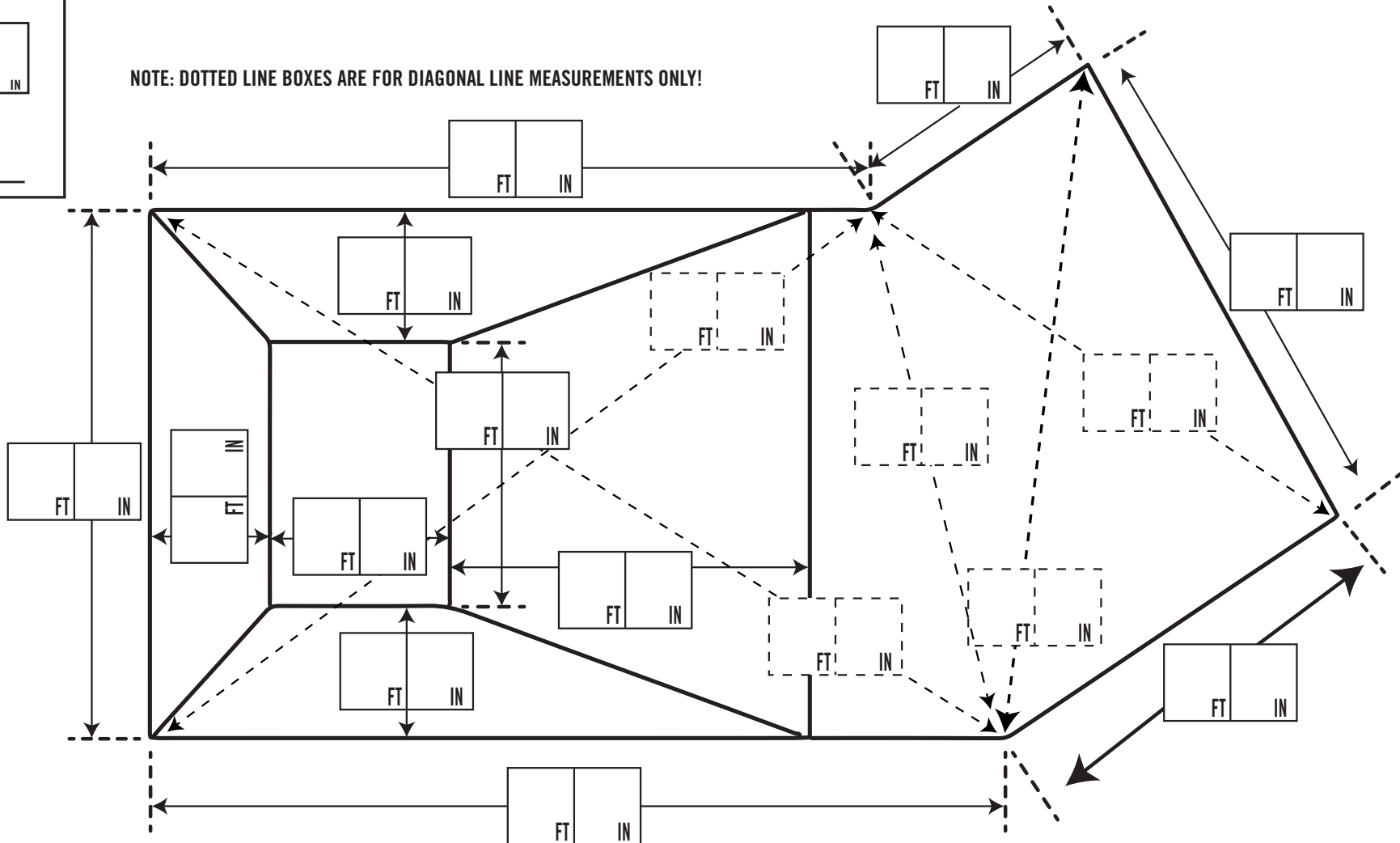
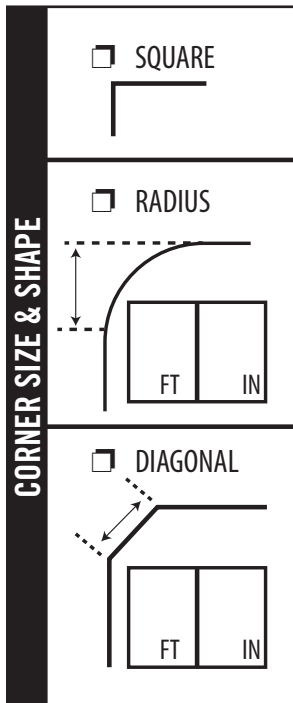
NOTE: STEP MEASURING FORM REQUIRED

 LOCATION ☐ CENTER SHALLOW END  
☐ OTHER (DRAW IN LOCATION)

## DEPTH MEASUREMENTS



NOTE: DOTTED LINE BOXES ARE FOR DIAGONAL LINE MEASUREMENTS ONLY!





# LAZY-L RIGHT - STANDARD HOPPER

CUSTOMER TAG NAME:

ORDER INFORMATION

FIBERGLASS STEPS

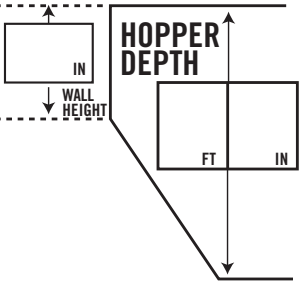
VINYL COVERED STEPS

QUOTE #:  
SO#  
PO#

☐ YES  
☐ STRAIGHT ☐ RADIUS  
LOCATION ☐ CENTER SHALLOW END  
☐ OTHER (DRAW IN LOCATION)

☐ YES  
NOTE: STEP MEASURING FORM REQUIRED  
LOCATION ☐ CENTER SHALLOW END  
☐ OTHER (DRAW IN LOCATION)

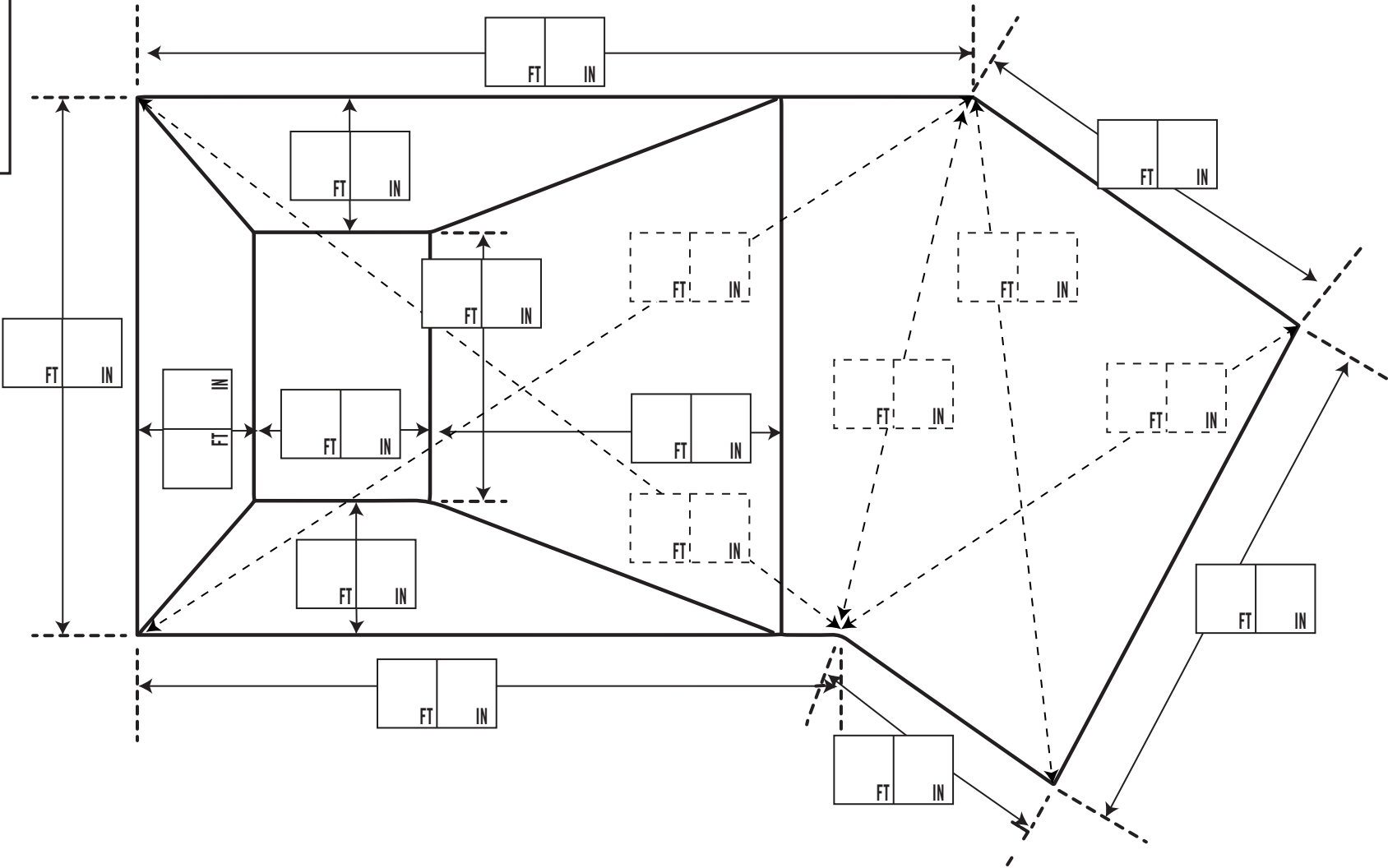
## DEPTH MEASUREMENTS



NOTE: DOTTED LINE BOXES ARE FOR DIAGONAL LINE MEASUREMENTS ONLY!

**CORNER SIZE & SHAPE**

☐ SQUARE  
☐ RADIUS  
☐ DIAGONAL



# TRUE-L LEFT - STANDARD HOPPER

CUSTOMER TAG NAME:

ORDER INFORMATION

QUOTE #:

SO#

PO#

FIBERGLASS STEPS

☐ YES☐ STRAIGHT ☐ RADIUSLOCATION ☐ CENTER SHALLOW END  
☐ OTHER (DRAW IN LOCATION)

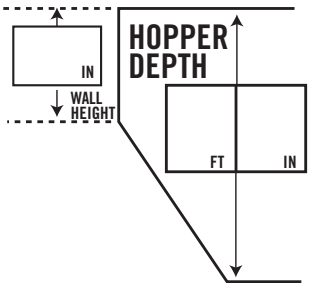
VINYL COVERED STEPS

☐ YES

NOTE: STEP MEASURING FORM REQUIRED

LOCATION ☐ CENTER SHALLOW END  
☐ OTHER (DRAW IN LOCATION)

## DEPTH MEASUREMENTS

☐ SQUARE☐ RADIUS☐ DIAGONAL

CORNER SIZE &amp; SHAPE

## INSIDE CORNER SIZE & SHAPE

☐ SQUARE☐ RADIUS☐ DIAGONAL

ALL WIDTH MEASUREMENTS MUST ADD UP TO THIS NUMBER.

ALL LENGTH MEASUREMENTS MUST ADD UP TO THIS NUMBER.

# TRUE-L RIGHT - STANDARD HOPPER

## CUSTOMER TAG NAME:

## ORDER INFORMATION

QUOTE #:

SO#

PO#

## FIBERGLASS STEPS

☐ YES☐ STRAIGHT ☐ RADIUSLOCATION ☐ CENTER SHALLOW END  
☐ OTHER (DRAW IN LOCATION)

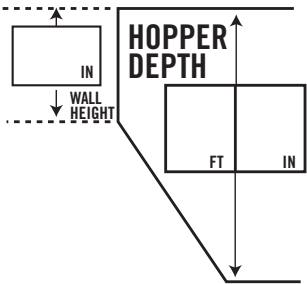
## VINYL COVERED STEPS

☐ YES

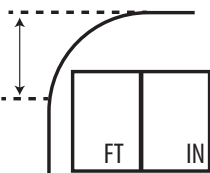
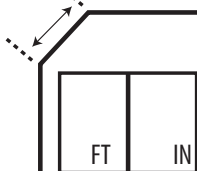
NOTE: STEP MEASURING FORM REQUIRED

LOCATION ☐ CENTER SHALLOW END  
☐ OTHER (DRAW IN LOCATION)

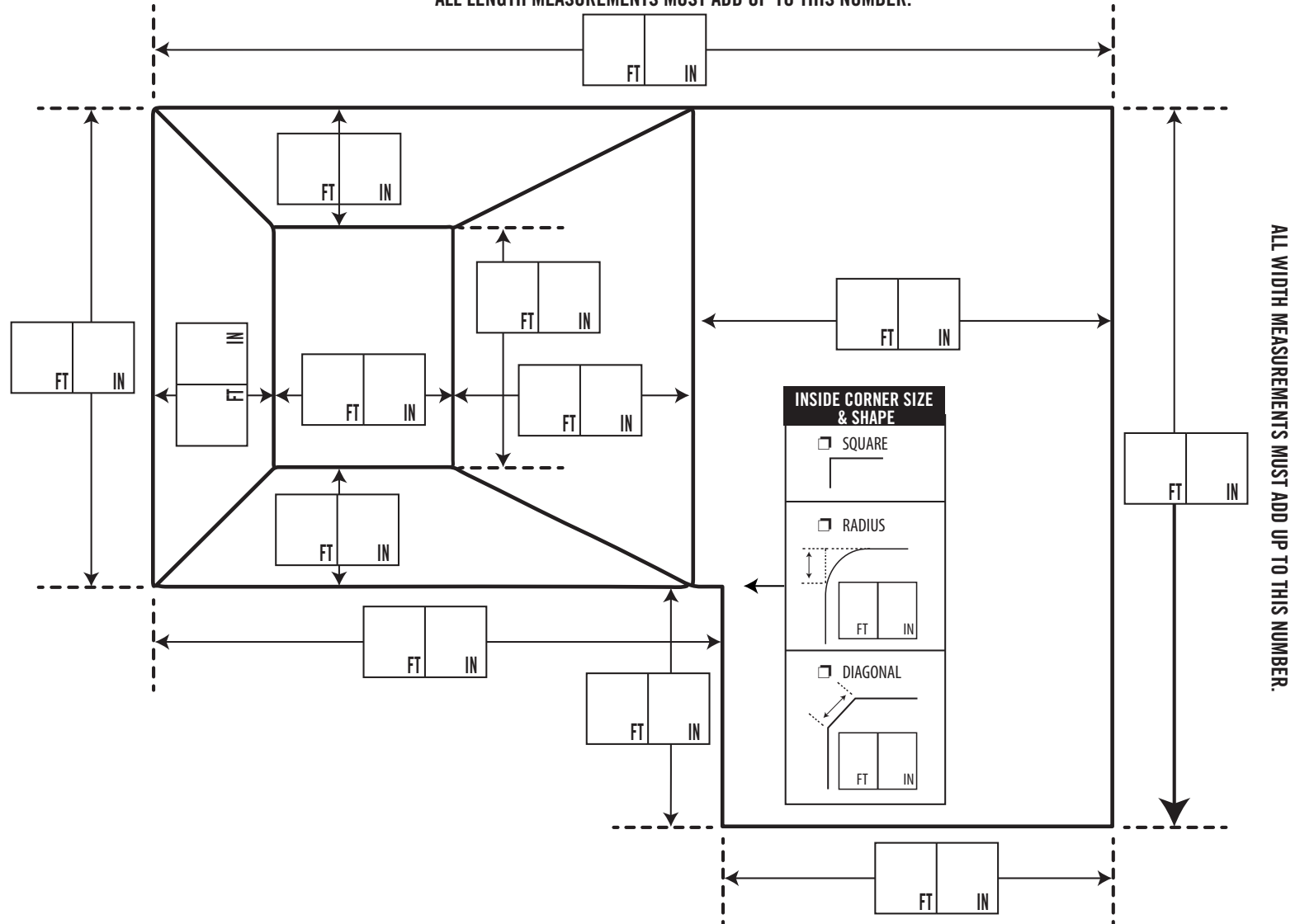
## DEPTH MEASUREMENTS



## CORNER SIZE & SHAPE

☐ SQUARE☐ RADIUS☐ DIAGONAL

ALL LENGTH MEASUREMENTS MUST ADD UP TO THIS NUMBER.



ALL WIDTH MEASUREMENTS MUST ADD UP TO THIS NUMBER.



# OVAL FLAT BOTTOM WITH COVE

CUSTOMER TAG NAME:

ORDER INFORMATION

QUOTE #:

SO#

PO#

FIBERGLASS STEPS

☐ YES

☐ STRAIGHT ☐ RADIUS

LOCATION ☐ CENTER SHALLOW END  
☐ OTHER (Draw in as well as provide measurements for the size and location of the step)

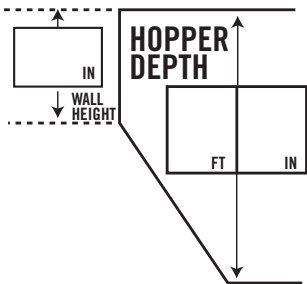
VINYL COVERED STEPS

☐ YES

NOTE: STEP MEASURING FORM REQUIRED

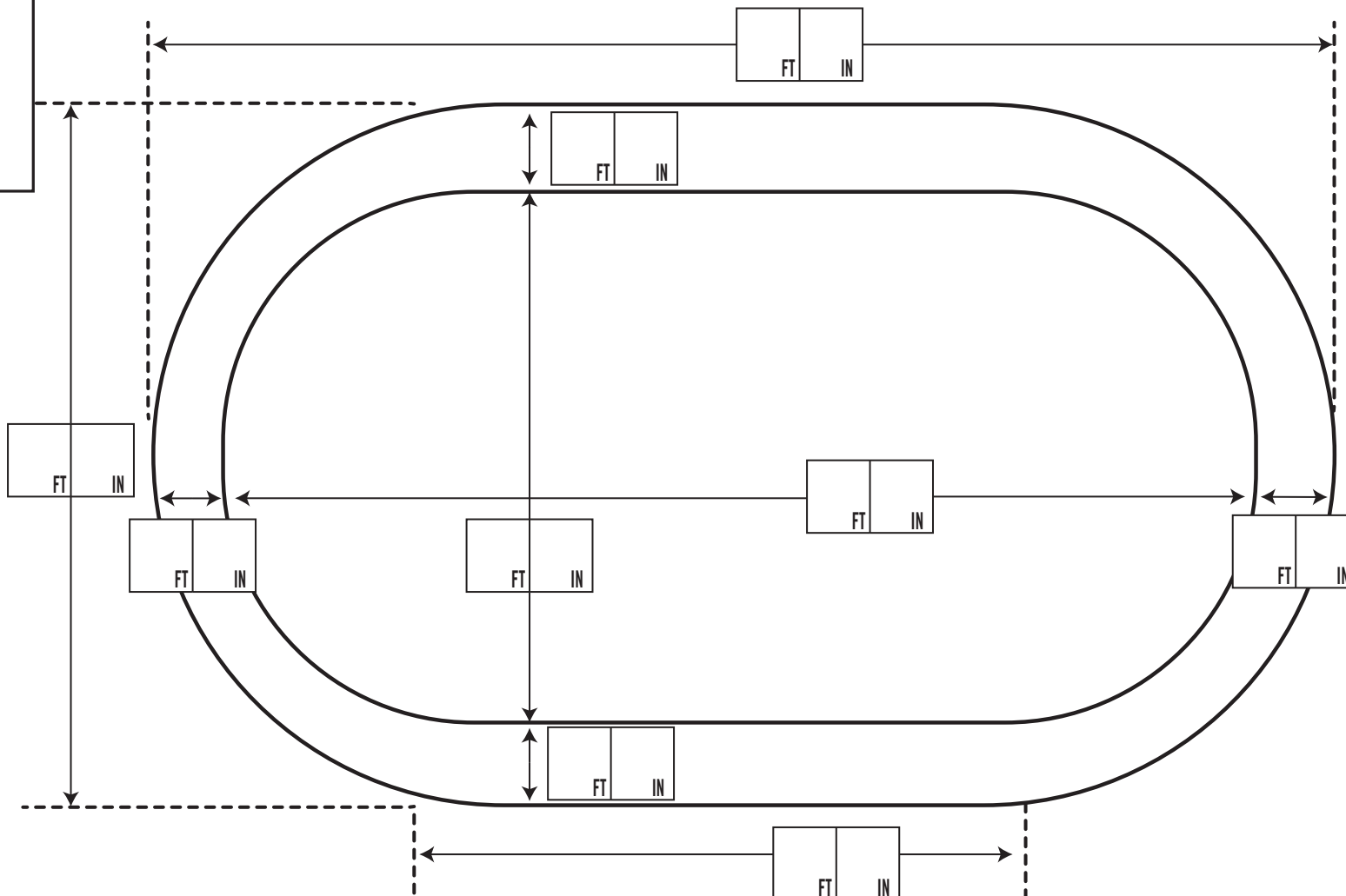
LOCATION ☐ CENTER SHALLOW END  
☐ OTHER (DRAW IN LOCATION)

## DEPTH MEASUREMENTS



ALL LENGTH MEASUREMENTS MUST ADD UP TO THIS NUMBER.

ALL WIDTH MEASUREMENTS MUST ADD UP TO THIS NUMBER.









# OVAL - SAFETY LEDGE

CUSTOMER TAG NAME:

ORDER INFORMATION

QUOTE #:

SO#

PO#

FIBERGLASS STEPS

☐ YES

☐ STRAIGHT ☐ RADIUS

LOCATION ☐ CENTER SHALLOW END  
☐ OTHER (Draw in as well as provide measurements for the size and location of the step)

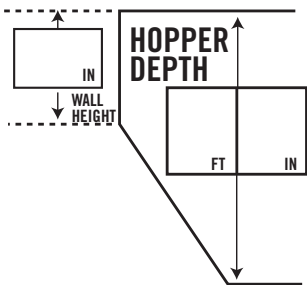
VINYL COVERED STEPS

☐ YES

NOTE: STEP MEASURING FORM REQUIRED

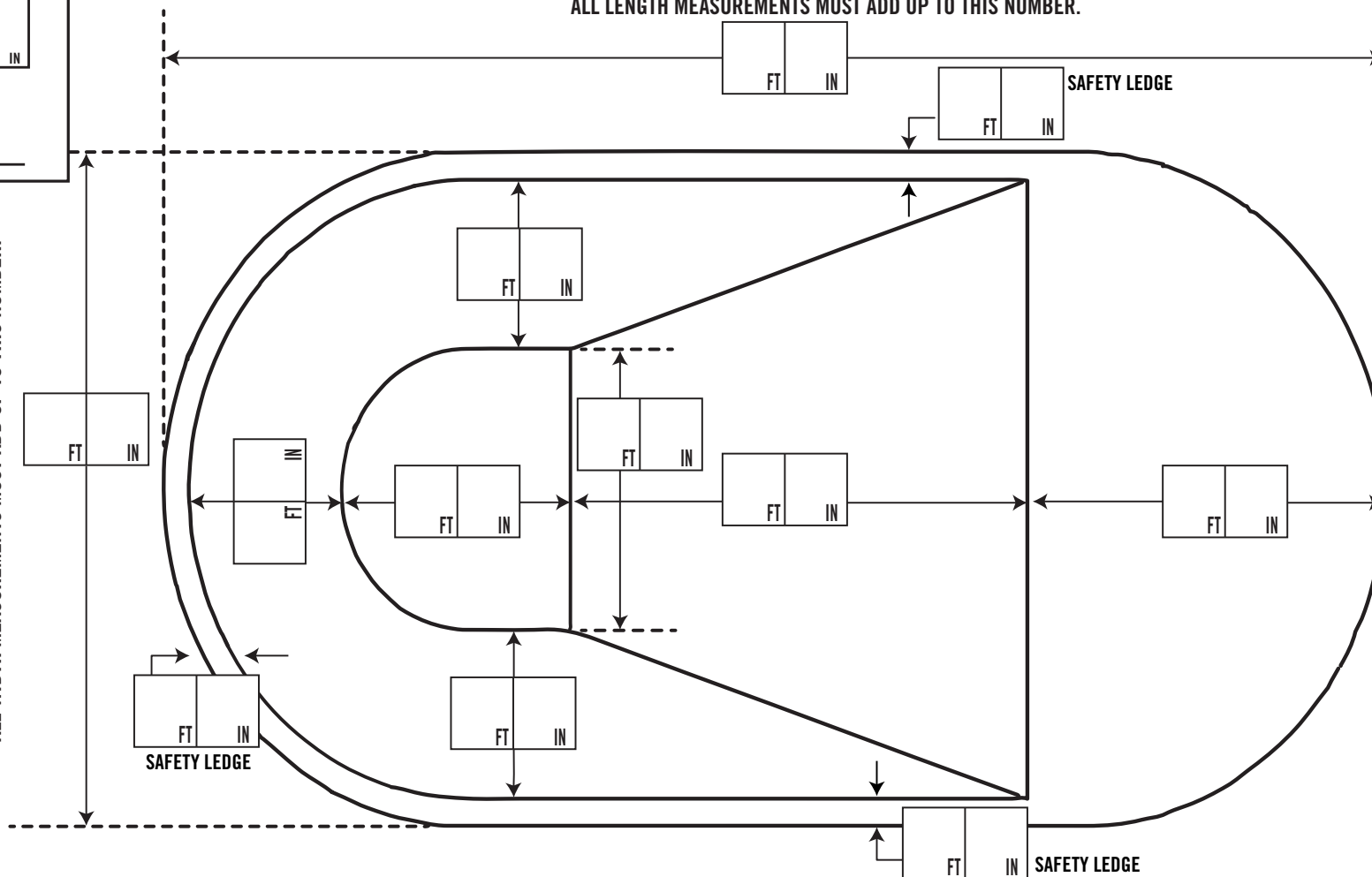
LOCATION ☐ CENTER SHALLOW END  
☐ OTHER (DRAW IN LOCATION)

## DEPTH MEASUREMENTS



ALL LENGTH MEASUREMENTS MUST ADD UP TO THIS NUMBER.

ALL WIDTH MEASUREMENTS MUST ADD UP TO THIS NUMBER.



# DOUBLE ROMAN - OVAL HOPPER

**CUSTOMER TAG NAME:**
**ORDER INFORMATION**

QUOTE #:

SO#

PO#

**FIBERGLASS STEPS**
☐ YES

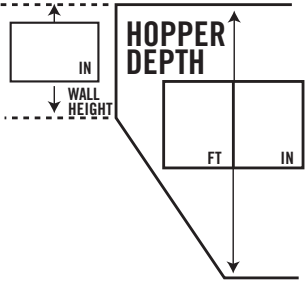
☐ STRAIGHT ☐ RADIUS

 LOCATION ☐ CENTER SHALLOW END  
☐ OTHER (DRAW IN LOCATION)

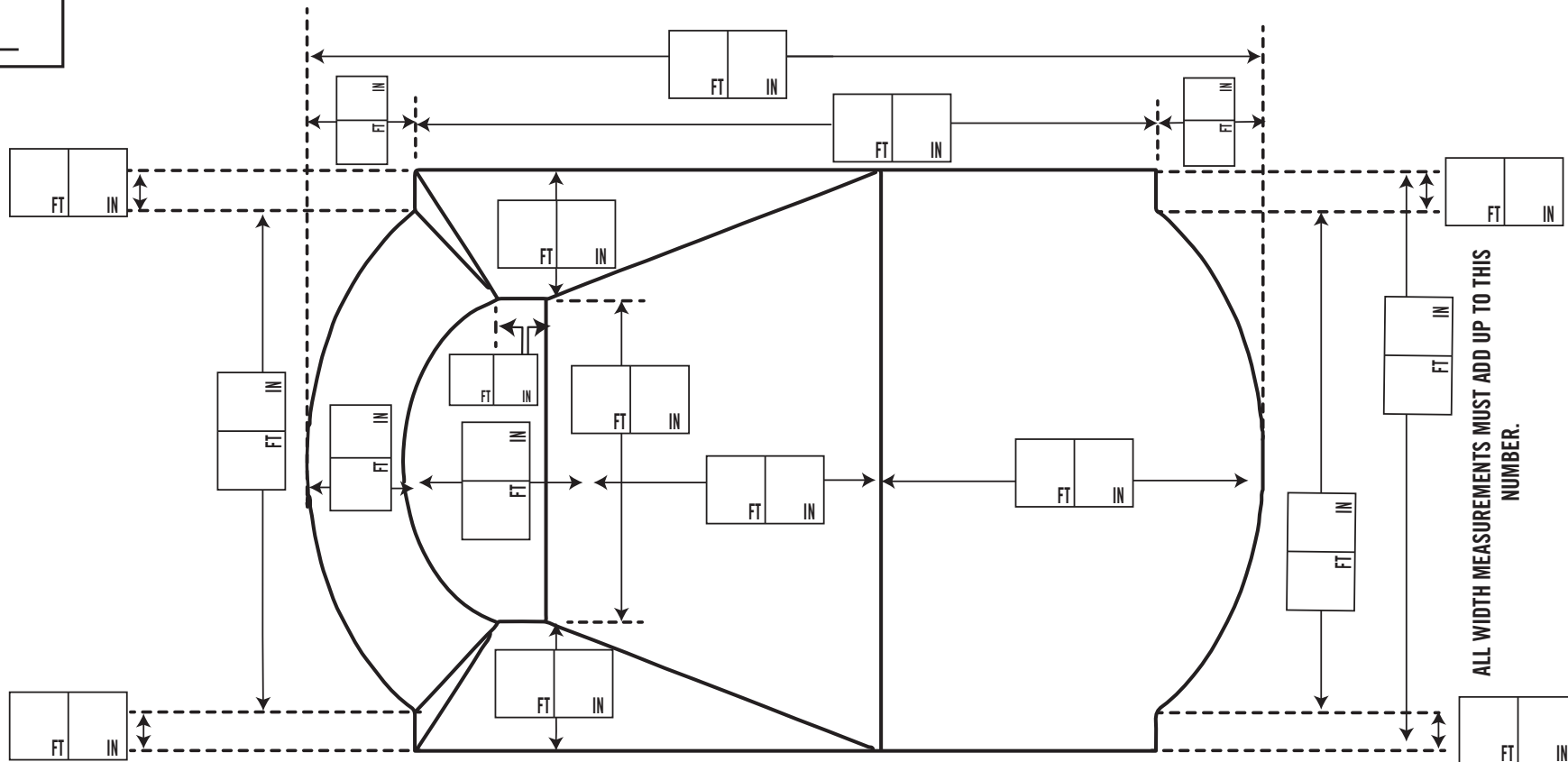
**VINYL COVERED STEPS**
☐ YES

NOTE: STEP MEASURING FORM REQUIRED

 LOCATION ☐ CENTER SHALLOW END  
☐ OTHER (DRAW IN LOCATION)

**DEPTH MEASUREMENTS**


ALL LENGTH MEASUREMENTS MUST ADD UP TO THIS NUMBER.



ALL WIDTH MEASUREMENTS MUST ADD UP TO THIS NUMBER.

**CORNER SIZE & SHAPE**
☐ SQUARE

☐ RADIUS

☐ DIAGONAL



SINGLE ROMAN - OVAL HOPPER

CUSTOMER TAG NAME:

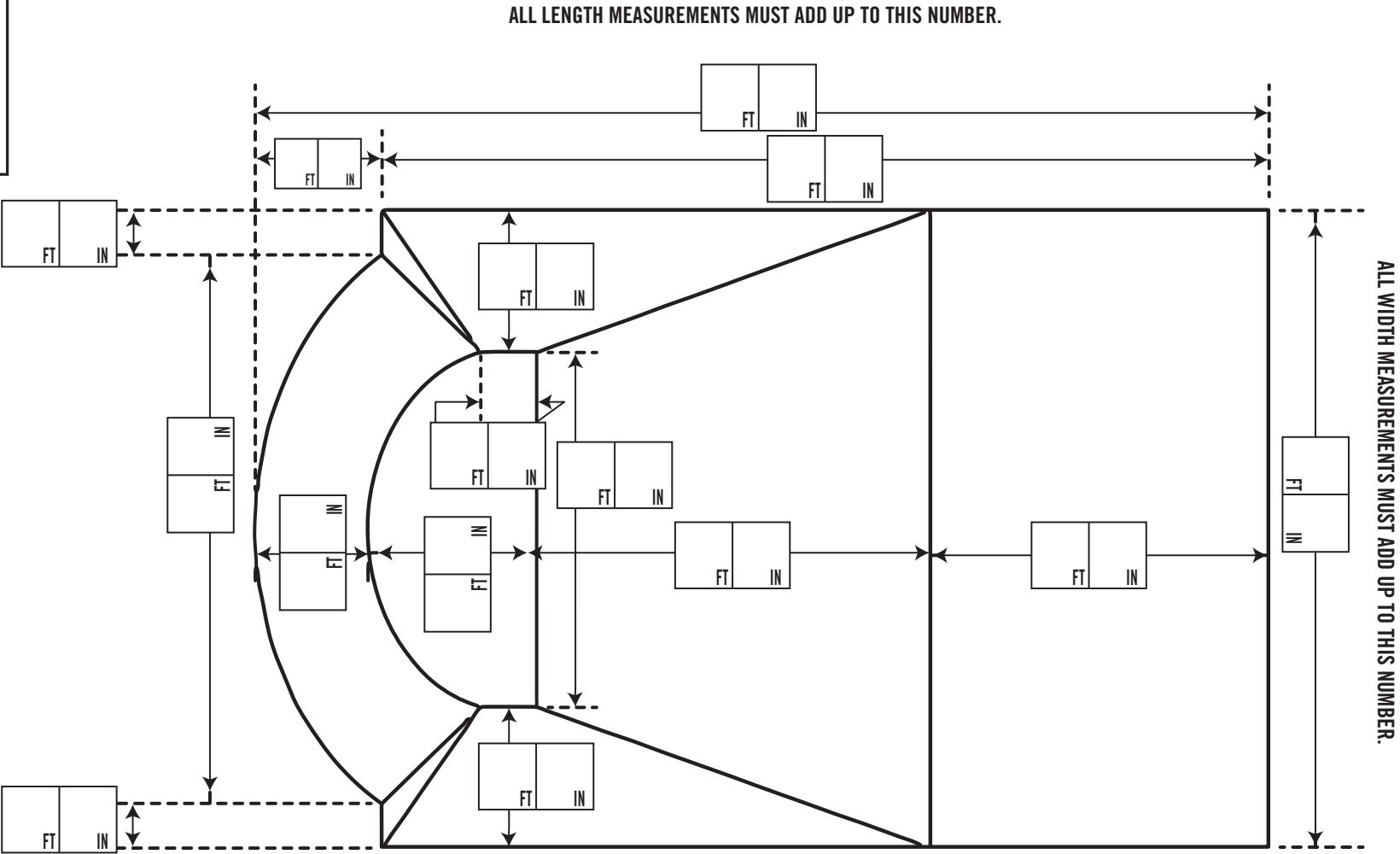
ORDER INFORMATION
QUOTE #:
SO#
PO#

FIBERGLASS STEPS
<input type="checkbox"/> YES
<input type="checkbox"/> STRAIGHT <input type="checkbox"/> RADIUS
LOCATION <input type="checkbox"/> CENTER SHALLOW END <input type="checkbox"/> OTHER (DRAW IN LOCATION)

VINYL COVERED STEPS
<input type="checkbox"/> YES NOTE: STEP MEASURING FORM REQUIRED
LOCATION <input type="checkbox"/> CENTER SHALLOW END <input type="checkbox"/> OTHER (DRAW IN LOCATION)

DEPTH MEASUREMENTS

CORNER SIZE & SHAPE	
	<input type="checkbox"/> SQUARE 
	<input type="checkbox"/> RADIUS 
<input type="checkbox"/> DIAGONAL 	



# 3 TREAD RECTANGLE STEP

CUSTOMER TAG NAME:

## ORDER INFORMATION

QUOTE #:

SO#

PO#

## STEP ATTACHMENT

- ☐ NONE
- ☐ ROD POCKETS
- ☐ BEADING

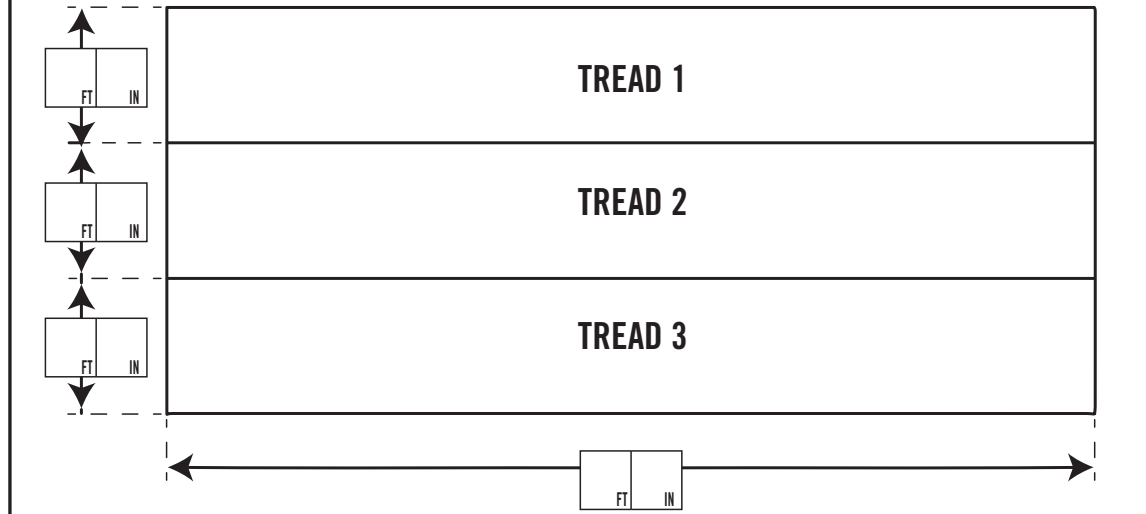
## MATERIAL

- ☐ SAME AS FLOOR
- ☐ SURE-STEP TEXTURE
- ☐ BLUE TEXTURE

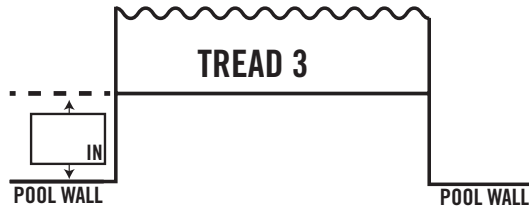
## LOCATION

- ☐ CENTER END SHALLOW
- ☐ OTHER (DRAW LOCATION)

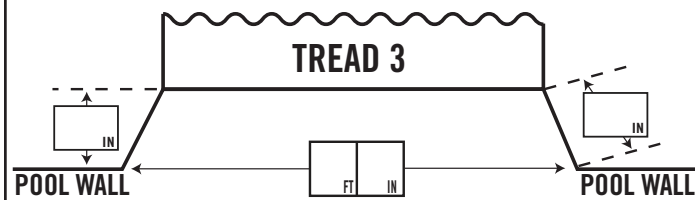
## TOP VIEW - 3 TREAD RECTANGLE STEP



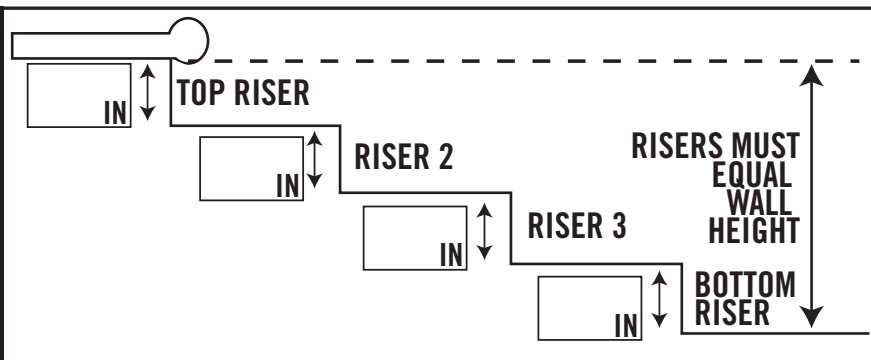
## ☐ STRAIGHT SETBACK



## ☐ ANGLED SETBACK



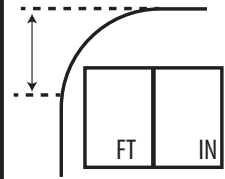
## SIDE VIEW RISERS



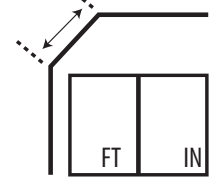
☐ SQUARE



☐ RADIUS



☐ DIAGONAL



STEP CORNER SIZE & SHAPE

# 4 TREAD RECTANGLE STEP

CUSTOMER TAG NAME:

## ORDER INFORMATION

QUOTE #:

SO#

PO#

## STEP ATTACHMENT

- ☐ NONE
- ☐ ROD POCKETS
- ☐ BEADING

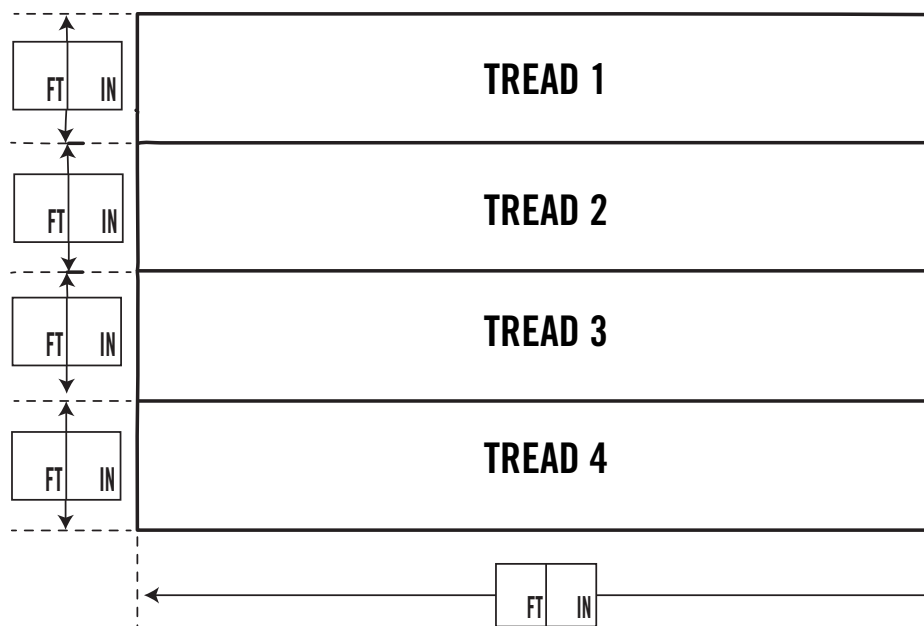
## MATERIAL

- ☐ SAME AS FLOOR
- ☐ SURE-STEP TEXTURE
- ☐ BLUE TEXTURE

## LOCATION

- ☐ CENTER END SHALLOW
- ☐ OTHER (DRAW LOCATION)

## TOP VIEW - 4 TREAD RECTANGLE STEP



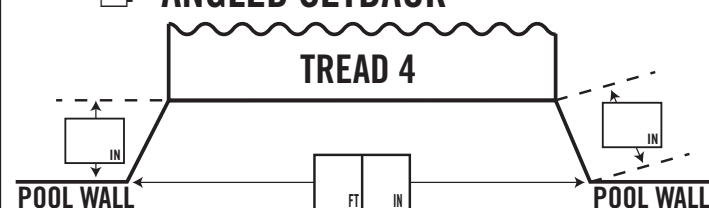
STEP CORNER SIZE & SHAPE



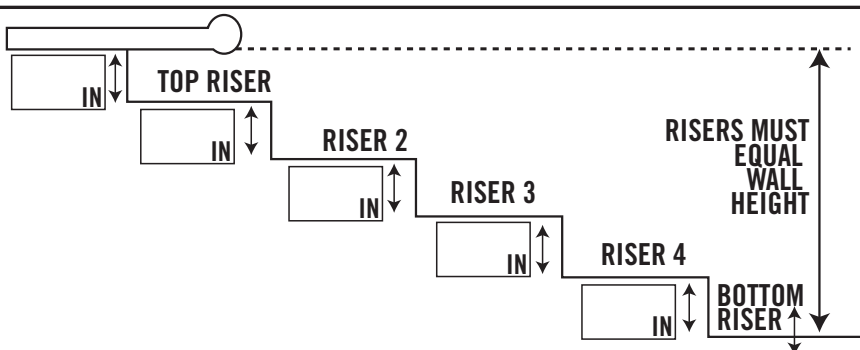
## ☐ STRAIGHT SETBACK



## ☐ ANGLED SETBACK



SIDE VIEW RISERS



# CORNER CAKE STEP

CUSTOMER TAG NAME:

## ORDER INFORMATION

QUOTE #:

SO#

PO#

## STEP ATTACHMENT

- ☐ NONE
- ☐ ROD POCKETS
- ☐ BEADING

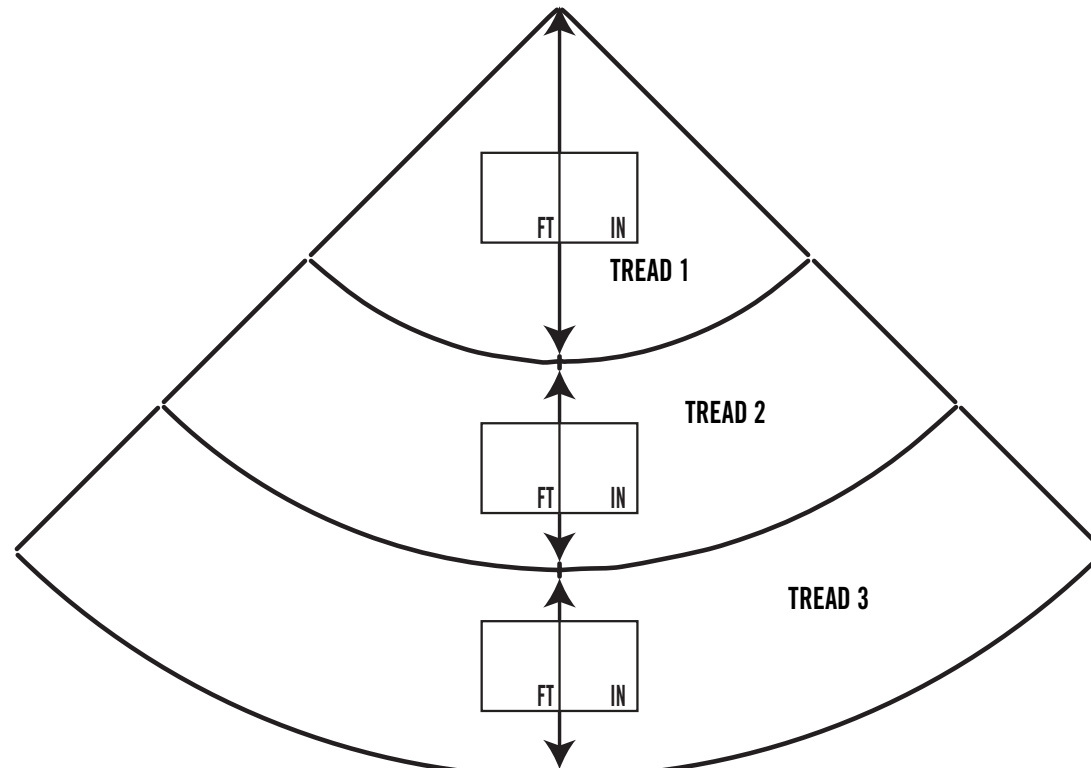
## MATERIAL

- ☐ SAME AS FLOOR
- ☐ SURE-STEP TEXTURE
- ☐ BLUE TEXTURE

## LOCATION

- ☐ DRAW LOCATION ON POOL VIEW FORM
- ☐ OTHER (DRAW LOCATION)

## TOP VIEW - CORNER CAKE STEP



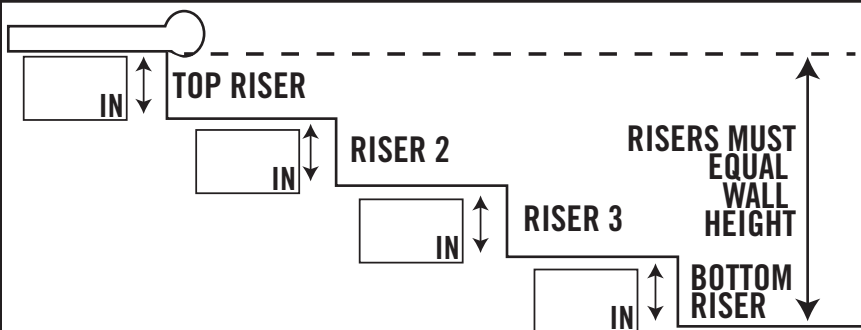
☐ SQUARE

☐ RADIUS

☐ DIAGONAL

STEP CORNER SIZE & SHAPE

SIDE VIEW RISERS





## BOWED STEP

CUSTOMER TAG NAME:

### ORDER INFORMATION

QUOTE #:

SO#

PO#

### STEP ATTACHMENT

- ☐ NONE
- ☐ ROD POCKETS
- ☐ BEADING

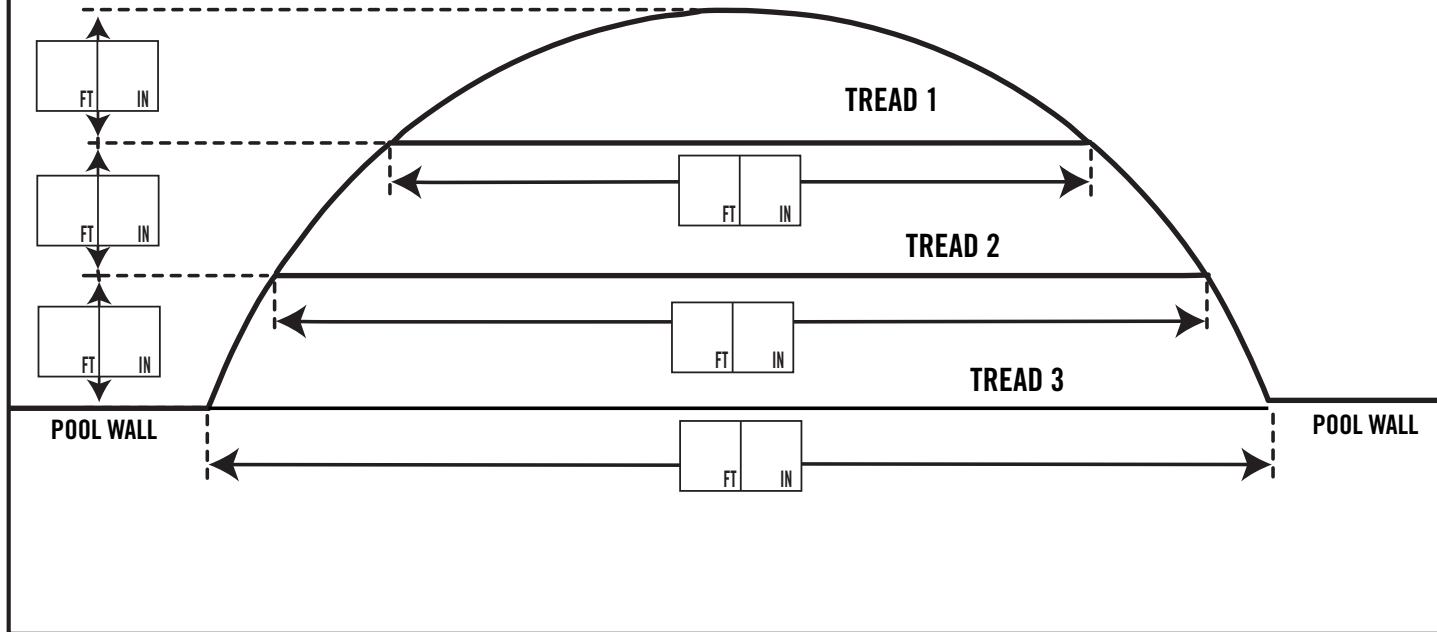
### MATERIAL

- ☐ SAME AS FLOOR
- ☐ SURE-STEP TEXTURE
- ☐ BLUE TEXTURE

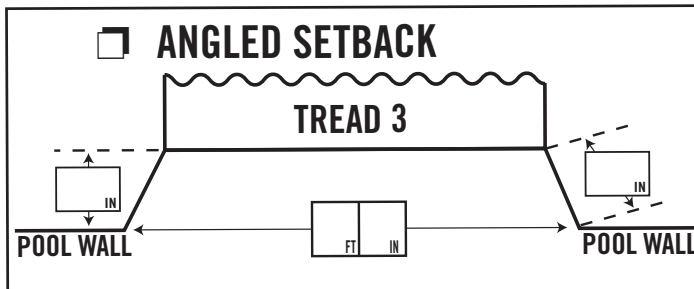
### LOCATION

- ☐ CENTER END SHALLOW
- ☐ OTHER (DRAW LOCATION)

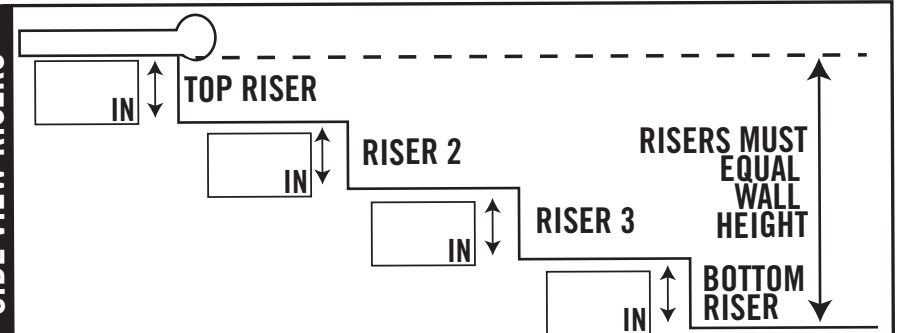
### TOP VIEW - BOWED STEP



### ☐ ANGLED SETBACK



### SIDE VIEW RISERS



# CORNER STEP

CUSTOMER TAG NAME:

## ORDER INFORMATION

QUOTE #:

SO#

PO#

## STEP ATTACHMENT

☐ NONE

☐ ROD POCKETS

☐ BEADING

## MATERIAL

☐ SAME AS FLOOR

☐ SURE-STEP TEXTURE

☐ BLUE TEXTURE

## LOCATION

☐ DRAW LOCATION ON  
POOL VIEW FORM

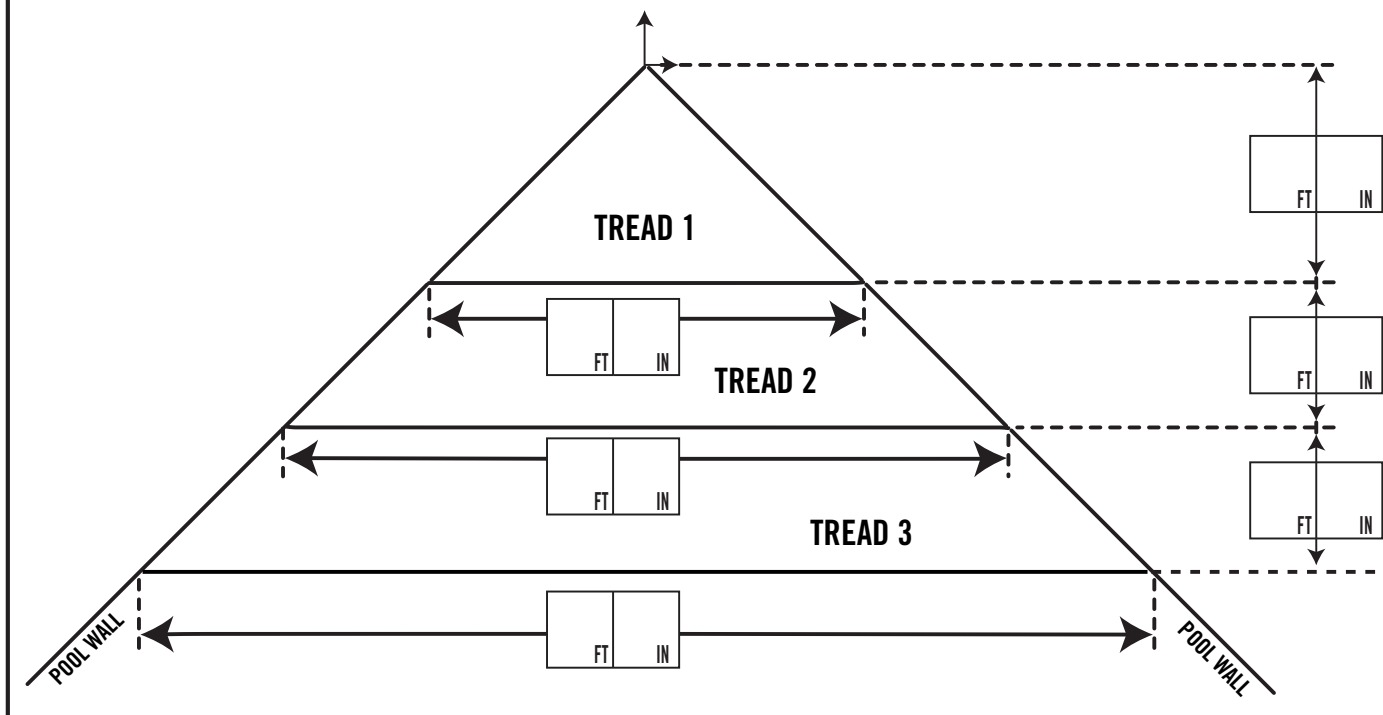
STEP CORNER SIZE & SHAPE

☐ SQUARE

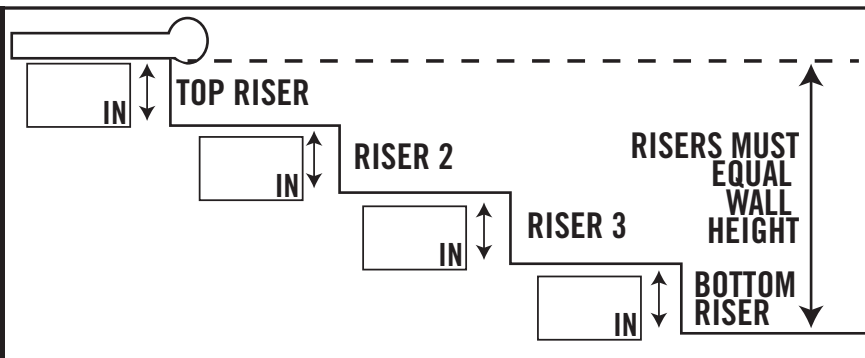
☐ RADIUS

☐ DIAGONAL

## TOP VIEW - CORNER STEP



SIDE VIEW RISERS





# FULL CAKE STEP

CUSTOMER TAG NAME:

## ORDER INFORMATION

QUOTE #:

SO#

PO#

## STEP ATTACHMENT

- ☐ NONE
- ☐ ROD POCKETS
- ☐ BEADING

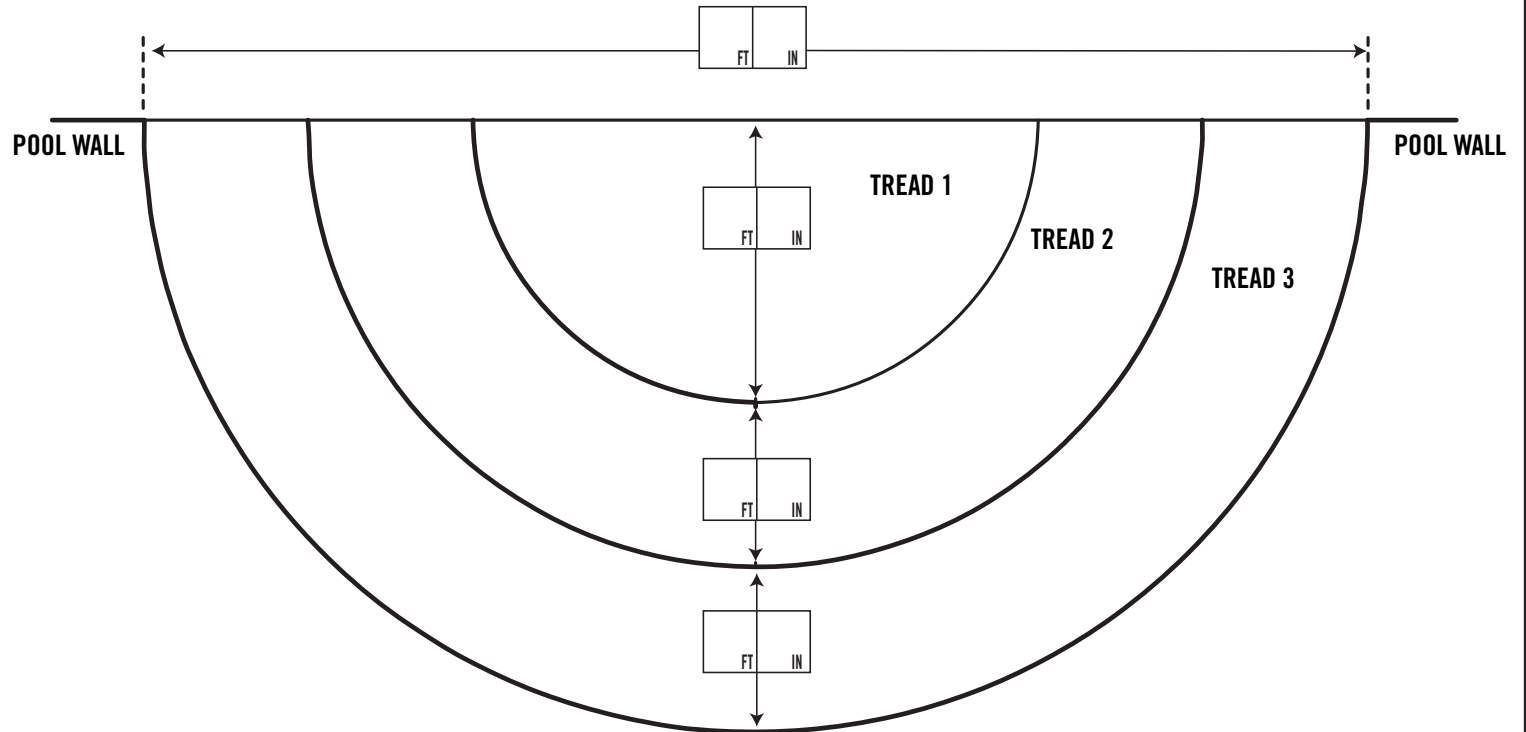
## MATERIAL

- ☐ SAME AS FLOOR
- ☐ SURE-STEP TEXTURE
- ☐ BLUE TEXTURE

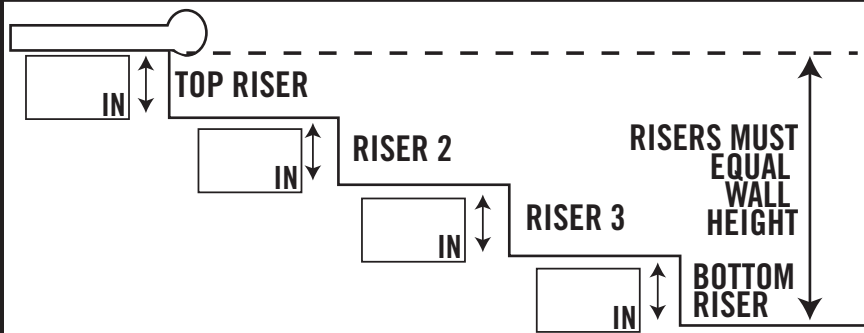
## LOCATION

- ☐ CENTER END SHALLOW
- ☐ OTHER (DRAW LOCATION)

## TOP VIEW - FULL CAKE STEP



## SIDE VIEW RISERS





BENCH

CUSTOMER TAG NAME:

ORDER INFORMATION

QUOTE #:

SO#

PO#

BENCH ATTACHMENT

☐ NONE

☐ ROD POCKETS

☐ BEADING

MATERIAL

☐ SAME AS FLOOR

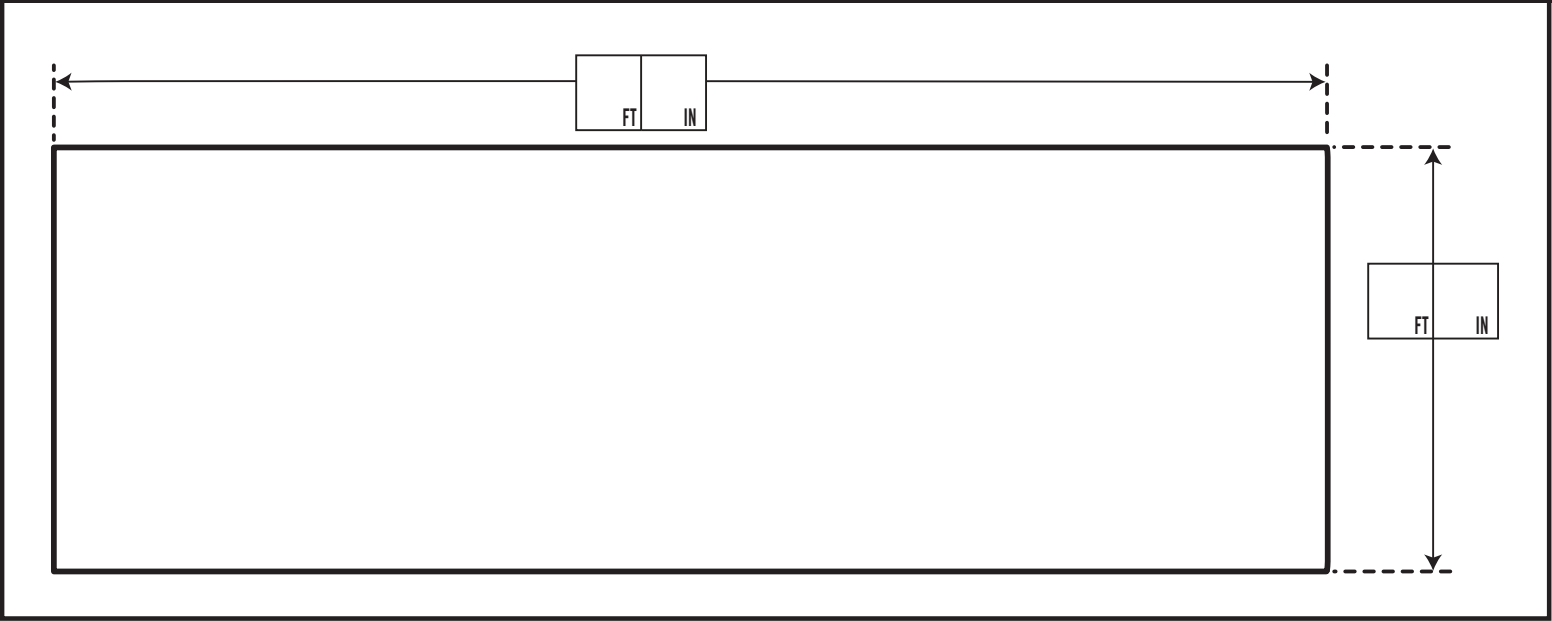
☐ SURE-STEP TEXTURE

☐ BLUE TEXTURE

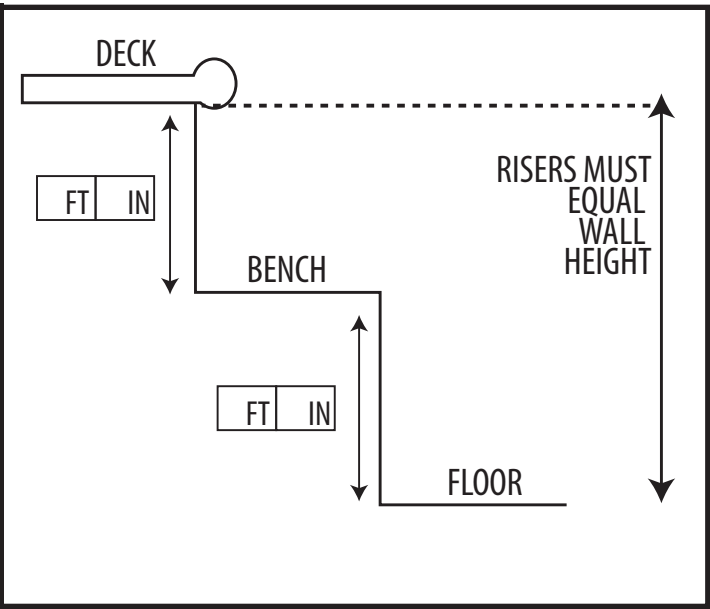
LOCATION

☐ DRAW LOCATION ON SHAPE PAGE

TOP VIEW - BENCH



SIDE VIEW - BENCH RISER

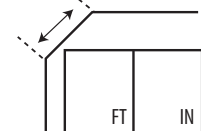
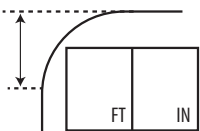


STEP CORNER SIZE & SHAPE

☐ SQUARE

☐ RADIUS

☐ DIAGONAL





## CUSTOM SHAPE

### CUSTOMER TAG NAME:

### ORDER INFORMATION

QUOTE #:

SO#

PO#

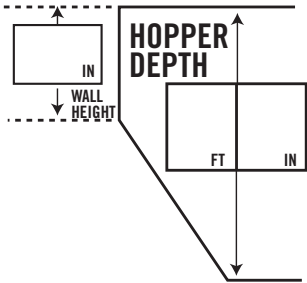
### FIBERGLASS STEPS

☐ YES☐ STRAIGHT ☐ RADIUSLOCATION ☐ CENTER SHALLOW END  
☐ OTHER (DRAW IN LOCATION)

### VINYL COVERED STEPS

☐ YES  
NOTE: STEP MEASURING FORM REQUIREDLOCATION ☐ CENTER SHALLOW END  
☐ OTHER (DRAW IN LOCATION)

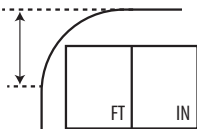
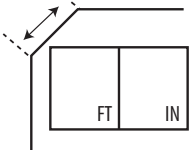
### DEPTH MEASUREMENTS



### POOL DRAWING

IMPORTANT! INCLUDE AB LINE IN YOUR SKETCH BELOW.

### CORNER SIZE & SHAPE

☐ SQUARE☐ RADIUS☐ DIAGONAL

DISTANCE OF POINT A TO POINT B: \_\_\_\_\_  
PROVIDE A - B FORM.

# CUSTOM SHAPE MEASURING FORM

## ORDER INFORMATION

QUOTE #:

PO#

SO#

## CUSTOMER TAG NAME:

## AB POINTS

A				B				A				B				A				B			
FT		IN		FT		IN		FT		IN		FT		IN		FT		IN		FT		IN	
1								31								61							
2								32								62							
3								33								63							
4								34								64							
5								35								65							
6								36								66							
7								37								67							
8								38								68							
9								39								69							
10								40								70							
11								41								71							
12								42								72							
13								43								73							
14								44								74							
15								45								75							
16								46								76							
17								47								77							
18								48								78							
19								49								79							
20								50								80							
21								51								81							
22								52								82							
23								53								83							
24								54								84							
25								55								85							
26								56								86							
27								57								87							
28								58								88							
29								59								89							
30								60								90							

## SHALLOW BREAK POINTS

PT # \_\_\_\_ TO PT # \_\_\_\_

## DEEP BREAK POINTS

PT # \_\_\_\_ TO PT # \_\_\_\_

## FIBERGLASS STEP

PT # \_\_\_\_ TO PT # \_\_\_\_

☐ STRAIGHT ☐ RADIUS

## VINYL COVERED STEP

PT # \_\_\_\_ TO PT # \_\_\_\_

Note: Provide correct step measuring form.

## TRANSITION SLOPE MEASUREMENTS

MEASURE PERPENDICULAR TO SIDE WALL

\*SEE DIAGRAM 1 BELOW

DISTANCE OUT

PT # \_\_\_\_

\_\_\_\_ IN.

PT # \_\_\_\_

\_\_\_\_ IN.

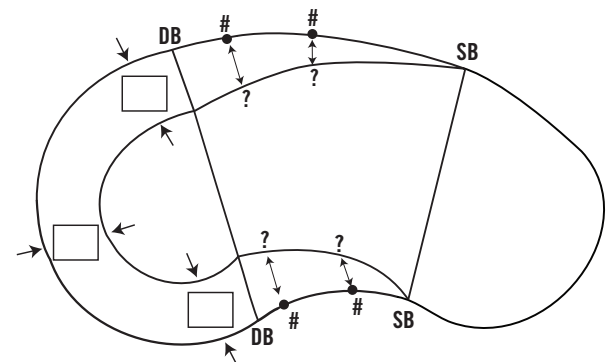
PT # \_\_\_\_

\_\_\_\_ IN.

PT # \_\_\_\_

\_\_\_\_ IN.

DIAGRAM 1



FT IN

DISTANCE FROM "A" TO "B"

FT IN

## COMMENTS / SPECIAL NOTES:

Overall Length			From PT #		TO PT #	
Overall Width			From PT #		TO PT #	
Optional 2nd Overall Length			From PT #		TO PT #	
Optional 2nd Overall Width			From PT #		TO PT #	



# NON-STANDARD PATTERN SELECTION

CUSTOMER TAG NAME:

ORDER INFORMATION

QUOTE #:

SO#

PO#

## BEAD TYPE / COLOR

STANDARD BEAD:

UNI BEAD:

ESTHER WILLIAMS BEAD (WHITE): ☐

☐ WHITE

☐ BLACK

☐ WHITE

WILKES BEAD (WHITE): ☐

☐ BLUE

☐ TAN

☐ BLUE

OVERLAP/NO BEAD: ☐

☐ DARK GRAY

## TILE BORDER

☐ NO TILE BORDER

☐ BORDER FROM PATTERN:

MIL: ☐ 20 MIL ☐ 28 MIL

## WALL PRINT

☐ STANDARD WALL

☐ SAME AS FLOOR (SELECTED BELOW)

☐ OTHER:

MIL: ☐ 20 MIL ☐ 28 MIL

## FLOOR PRINT

☐ FLOOR PRINT PATTERN:

MIL: ☐ 20 MIL ☐ 28 MIL

## STEP PRINT

VINYL COVERED STEP: ☐ YES ☐ NO

SURE-STEP TEXTURED MATERIAL: ☐

STEP PRINT:

MIL: ☐ 20 MIL ☐ 28 MIL

**PLEASE NOTE: ADDITIONAL CHARGES WILL APPLY FOR EACH VARIATION SELECTED.  
IF A PATTERN SELECTION WAS MADE ON PAGE 2, SKIP THIS PAGE.  
THIS IS NON-STANDARD PATTERN SELECTION ONLY.**